

# LIGHT ENVIRONMENT AND PHOTOSYNTHESIS OF AN UNDERSTORE AND A PIONNER SPECIES FROM PREMONTANE RAINFOREST OF COSTA RICA

Jens Stegemann, Hans-Christoph Timm, Manfred Küppers

Institut Für Botanik, Technische Hochschule Darmstadt, Schnittspahnstrabe 10, D-64287 Darmstadt, Germany

**Keywords:** Rainforest, understore, gap, light environment, photosynthesis, carbon gain, lightflecks, light use efficiency, induction

## ABSTRACT

Light environments of gap and understory microsites were examined in a premontane wet forest area at the Reserva Biológica Alberto M. Brenes (RBAB), 40 km NW of San Ramón, Alajuela, Costa Rica. The light conditions varied both, in spatial and temporal patterns. Understorey sites were characterized by a low dimlight background ( $15-18 \mu\text{mol m}^{-2}\text{s}^{-1}$ ), occasionally interrupted by short lightflecks of direct irradiance ( $<500 \mu\text{mol m}^{-2}\text{s}^{-1}$ ). These lightflecks contributed the major part of total daily photon flux density (PFD) on clear days, whereas within a gap the PFD was mostly over  $500 \mu\text{mol m}^{-2}\text{s}^{-1}$  with peaks of up to  $200 \mu\text{mol m}^{-2}\text{s}^{-1}$ . Two tree species typically occurring in these contrasting microsites were the pionner *Heliocarpus appendiculatus* (Turczaninow) and the understore species *Salacia petenensis* (Lundell). Steady - state measurements of leaf gas exchange demonstrated a low light compensation point from *S. petenensis* linked with a low dark respiration and low light saturated rates. For *H. appendiculatus* high dark respiration and high saturated rates and a higher light compensation point were observed. Based on these steady - state photosynthesis rates and measured PFD at the individual sites, carbon gains calculated for every species. Leaf gas exchange measurements under fluctuating PFD showed a significant difference between both species, in light use efficiency (LUE) versus lightfleck - length as well as in the efficiency of carbon gain versus induction - state (IS) of the photosynthetic apparatus.

## INTRODUCTION

Tropical forest show the highest complexity of species on earth. Up to now mechanisms that apply to this diversity are rarely understood. Besides relative stable and optimal environment conditions for plant growth over a geological time scale that allowed an undisturbed evolution, an enormous heterogeneity of forest structure creates various ecological niches (Whitmore 1993). One important factor for niche - richness are disturbances in the closed canopy - so called "gaps" -, caused by treefall, landslide, etc. Related to the size of a gap, the availability of essential resources changes significantly in comparison to understore site. This concerns mainly

soil nutrient and light incidence (Denslow 1987). As the penetration of light on the forest floor below a non-disturbed canopy is typically around 2 % of the received by the upper treetops (Chazdon 1986), light is an important limiting factor for plant growth, establishment of seedlings and the development of samplings.

An occurrence of a gap is followed by colonization of pioneer tree species that "key in" new environmental conditions (Bazzaz & Pickett 1980). Main characteristics of this ecological group are high photosynthetic capacities combined with fast growth rates and a high turnover of leaves and supporting tissue (Bazzaz & Carlson 1982, Ackerly 1993). In contrast, the understore contains species featuring low light compensation and saturation points with a high

quantum efficiency (Oberbauer & Strain 1984, Percy & Sims 1994). In addition, initial construction costs for leaves and branches are in comparison to pioneers more expensive, but due to longer longevity on a long-term view more economic (Chabot & Hicks 1982). In understory sites, the major part of total daily photon flux can be contributed by short durations of direct sunlight, called lightflecks. Related to forest structure and climatic conditions the amount of lightflecks is 10-78 % of the daily irradiance (Chazdon 1986, Percy 1988). Very likely, survival of plants under these conditions depends strongly on an efficient utilization of these lightflecks.

In this study we compared a typical pioneer and an understory tree species growing at the natural sites. Measurements of light environment and steady-state photosynthesis rates were combined to obtain approximate daily carbon gain. Furthermore, photosynthetic responses to fast changing light conditions were examined to work out possible acclimations to the natural light conditions.

### STUDY AREA AND SPECIES

The study was conducted during December 1993 and March 1994 at the RBAB, located in Atlantic side of the Cordillera Tilarán, Costa Rica (10°13'N, 84°37'W; 875 m above sea level). Rainfall occurs relatively aseasonal with up to 4000 mm per annum, with a slightly drier season from February to April. Mean monthly temperatures are 21°C all over the year. The forest canopy reaches a height of 30-40 m, but is most parts not very dense. Different canopy-layers contain numerous small and medium-sized gaps and permit a well-developed understory flora (Wattenberg & Breckle 1995). The two species involved in this study are the pioneer tree *Heliocarpus appendiculatus* (Turczaninow) and the shade-tolerant tree *Salacia petenensis* (Lundell). *H. appendiculatus* is abundant in gaps and large clearing, reaching final heights of up to 25 m, while *S. petenensis* is common in undisturbed forest sites with well-developed trees below the upper canopy-layer and exceptional emergents of more than 25 m.

### METHODS

Measurements of PFD were made using light-sensors (LS) sensitive to photosynthetic active radiation (Hamamatsu G 1118), taking into account a slight underestimation of red light in the spectrum sensor (LI 190SB, Li-Cor Inc.). The connected data-logger (21X; Campbell Scientific, Inc.) recorded PFD at 1 s intervals and computed 10 s averages.

LS were placed horizontally at four positions within the canopy of every individual. Signals were logged over several days under different weather conditions, ranging from clear to very cloudy.

Recorded PFD were analyzed in terms of their daily frequencies and their contribution to total diurnal irradiance.

Photosynthetic measurements were made with an open, differential gas exchange system (CQP 130i, Fa. Walz). To obtain steady-state light responses of net photosynthesis we used an artificial light (halogen lamp, 150 W), reducing irradiance with neutral density filters.

Diurnal PFD from the different forest habitats and data of the light-response curve were used as inputs to calculate total daily net carbon gain. Though simplified, this approach is sufficient precise to yield quantitative estimates of daily carbon gains.

Induction of the photosynthetic apparatus was calculated from comparing the CO<sub>2</sub> assimilation at the end of the lightfleck versus the maximal assimilation under constant PFD (Chazdon & Percy 1986a). The computation is based on the following equation:

$$I = \frac{A_{\text{end}}}{A_{\text{const}}}$$

where  $I$  is the induction-state (%),  $A_{\text{end}}$  is the maximal CO<sub>2</sub> assimilation rate at the end of the lightfleck ( $\mu\text{mol m}^{-2}\text{s}^{-1}$ ) and  $A_{\text{const}}$  ( $\mu\text{mol m}^{-2}\text{s}^{-1}$ ) is the corresponding CO<sub>2</sub> assimilation decline was determined by applying lightflecks of 30 s at saturating PFD to fully induced leaves after an increasing duration of darkness, ranging from 1 min up to 20 min.

Light use efficiency (LUE) (%) of a fully induced leaves in saturating light is expressed by the relation between the carbon gain obtained during a lightfleck,  $A_{\text{lf}}$  ( $\mu\text{mol m}^{-2}\text{s}^{-1}$ ) versus the

predicted carbon gain,  $A_{pred}$  ( $\mu\text{mol m}^{-2}\text{s}^{-1}$ ), as calculated from steady - state rates (Chazdon & Pearcy 1986b):

$$\text{LUE} = \frac{A_{lf}}{A_{pred}}$$

## RESULTS

### Light environment

Fig. 1 show daily PFD measured on a sunny day above the treetop (at 10 m) of *H. appendiculatus* grow in a large gap ( $\sim 500 \text{ m}^2$ ). In contrast, Fig. 2 represents the PDF on the same day intercepted by a sensor mounted above a *S. petenensis* tree at 10 m height in the understore.

In comparison to a sensor mounted above the forest canopy, the gap site received 89 % ( $32 \text{ mol d}^{-1}$ ) whereas the understore location obtained approximately 14 % ( $6.4 \text{ mol d}^{-1}$ ) of total daily radiation. The dimlight background in the understore ( $\sim 40 \mu\text{mol m}^{-2}\text{s}^{-1}$ ) was interrupted by short lightflecks varied in duration and intensity, due to the size of openings in upper canopy - layer and penumbral effects.

A remarkable difference to the understore was the generally higher radiation ( $> 500 \mu\text{mol m}^{-2}\text{s}^{-1}$ ) of the gap site. Furthermore, the occurrence of lightflecks was mainly caused by variable clouds and not by openings in open canopies.

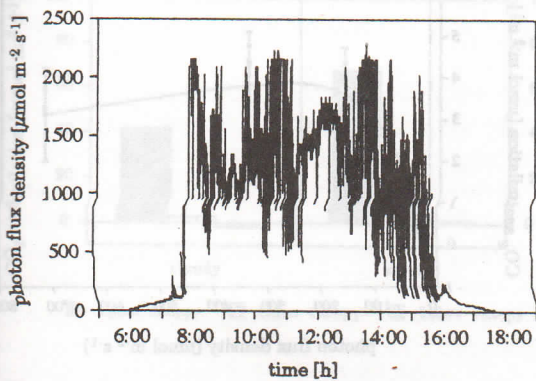


Fig. 1 Representative diurnal course of PFD for *H. appendiculatus* on a sunny day in a typical gap microsite.

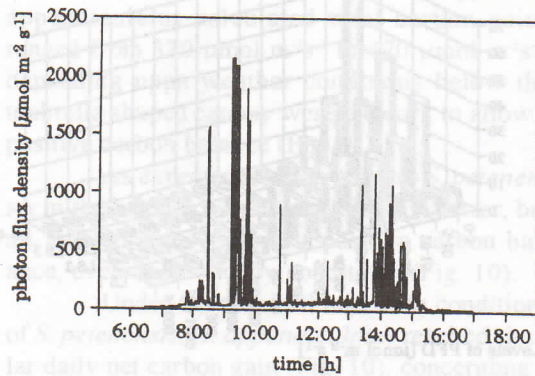


Fig. 2 Representative diurnal course of PFD for *S. petenensis* on a sunny day in a typical understore microsite.

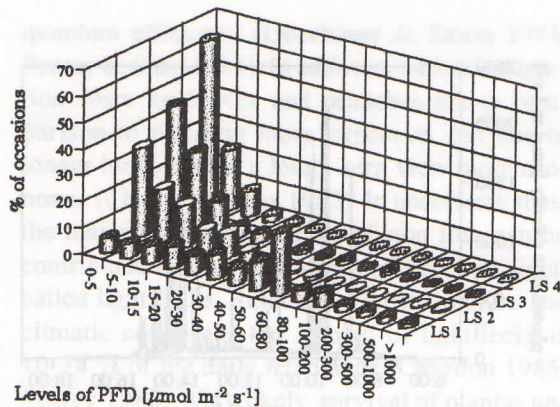
A more detailed analysis of the light environments is given in Figs. 3 to 6. Recorded PFDs of four different positions in each canopy were averaged over three sunny days and divided into 15 levels of light intensities, in order to work out their contribution to total daily PFD (Figs 5 to 6).

Above the canopy of *S. petenensis*, light levels ranging from 5 to  $100 \mu\text{mol m}^{-2}\text{s}^{-1}$  were found most of the day (Fig. 3). In contrast, higher light levels with more than  $100 \mu\text{mol m}^{-2}\text{s}^{-1}$  were common in the upper canopy of *H. appendiculatus* (Fig. 4). As expected, frequencies of high light levels decreased inside and below the canopies.

Despite these differences in frequencies of light levels, high PFDs contributed most to the total daily radiation, both in the understore and in the gap. Where this was to be expected for the gap situation with generally higher light levels, it clearly demonstrates the importance of sunflecks in the understore: 0.5 to 4.8 % of daily irradiance reached PFDs with more than  $500 \mu\text{mol m}^{-2}\text{s}^{-1}$  but these rare high events contributed 25-55 % of total daily light (Figs 5 and 6).

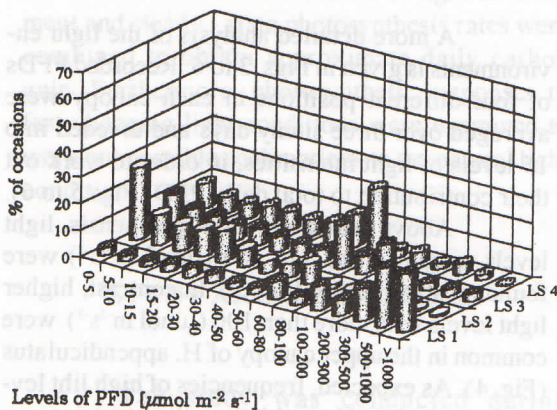
### Steady - State Photosynthesis

Mean light - saturating assimilation rate of *H. appendiculatus* was ( $21.2 \mu\text{mol m}^{-2}\text{s}^{-1}$ ) about five times higher than that of *S. petenensis* ( $3.9 \mu\text{mol m}^{-2}\text{s}^{-1}$ ), while the corresponding saturating light intensity was over  $2000 \mu\text{mol m}^{-2}\text{s}^{-1}$  for the pioneer and less than  $400 \mu\text{mol m}^{-2}\text{s}^{-1}$  for the understore tree (Figs. 7 and 8). The pioneer's dark respiration rate was  $0.91 \mu\text{mol m}^{-2}\text{s}^{-1}$



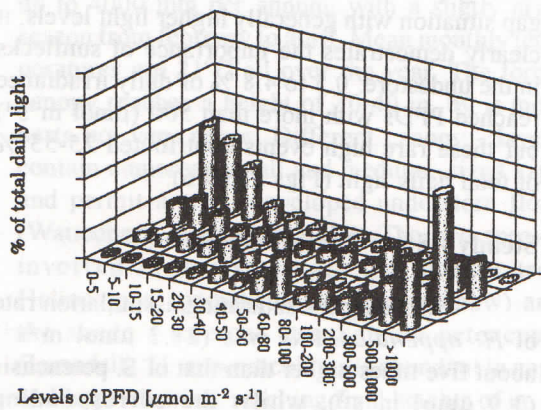
Levels of PFD [ $\mu\text{mol m}^{-2} \text{s}^{-1}$ ]

Fig. 3 Frequencies (%) of occasions of PFDs as arranged within different intervals. LS 1 -above tree top; inside canopy, LS 4 -below canopy of *S. petenensis*



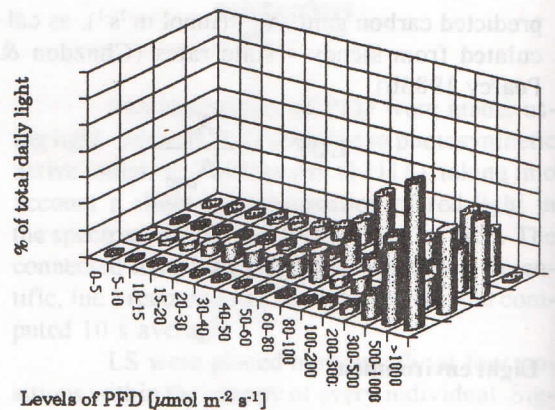
Levels of PFD [ $\mu\text{mol m}^{-2} \text{s}^{-1}$ ]

Fig. 4 Frequencies (%) of occasions of PFDs as arranged within different intervals. LS 1 -above tree-top; LS 2 and LS 3 inside canopy, LS 4 -below canopy of *H. appendiculatus*



Levels of PFD [ $\mu\text{mol m}^{-2} \text{s}^{-1}$ ]

Fig. 5 Relative contribution (%) of different levels of PFDs to total daily radiation. LS 1 -above tree top; LS 2 and LS 3 -inside canopy; LS 4 -below canopy of *S. petenensis*



Levels of PFD [ $\mu\text{mol m}^{-2} \text{s}^{-1}$ ]

Fig. 6 Relative contribution (%) of different levels of PFDs to total daily radiation. LS 1 -above tree top; LS 2 and LS 3 -inside canopy; LS 4 -below canopy of *H. appendiculatus*

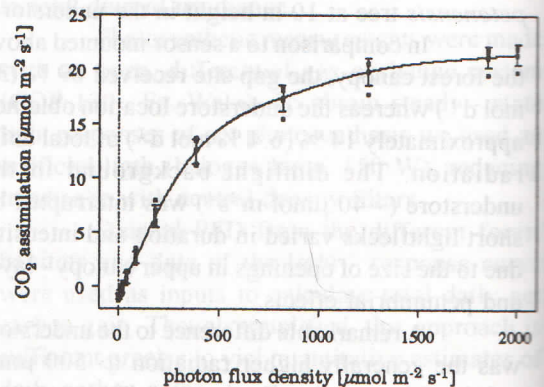


Fig. 7 Mean photosynthetic response to light of *H. appendiculatus*, including error bars of the standard deviation from five measurements.

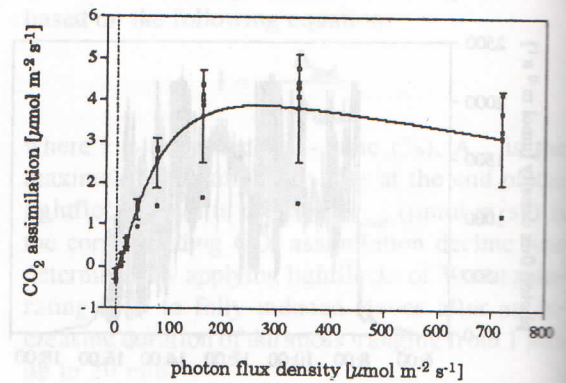


Fig. 8 Mean photosynthetic response to light of *S. petenensis*, including error bars of the standard deviation from five measurements.

$^2\text{s}^{-1}$  compared to  $0.2 \mu\text{mol m}^{-2}\text{s}^{-1}$  for leaves of *S. petenensis*. Up to a PFD of  $87 \mu\text{mol m}^{-2}\text{s}^{-1}$   $\text{CO}_2$  assimilation of the understory tree was superior while over this value the photosynthetic rates of *H. appendiculatus* increased rapidly.

### Calculation of daily carbon gain

Data from the above shown light response curves and measured daily patterns of PFD in the understory and gap site were used as inputs to estimate total daily net carbon gains. Responses of photosynthesis were calculated, firstly, for the individual true natural microsites (Figs. 9 to 10) and secondly, for the hypothetical location of the other respective species (Figs. 11 to 12).

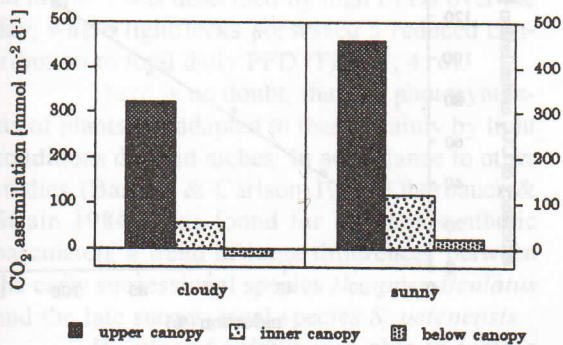


Fig. 9 Daily net carbon gain of an individual of *H. appendiculatus* at this natural gap site, concerning different weather conditions and canopy - layer.

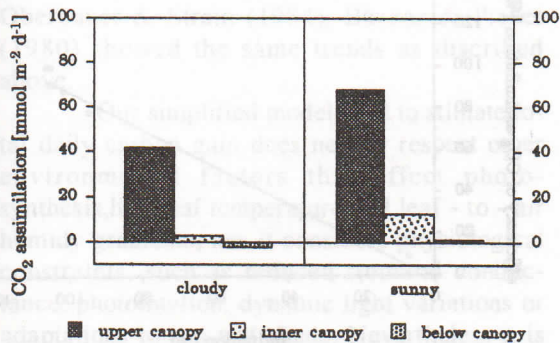


Fig. 9 Daily net carbon gain of an individual of *S. petenensis* at this natural gap site, concerning different weather conditions and canopy - layer.

For the leaves in the upper canopy of *H. appendiculatus* calculated total carbon gains ranged from  $320 \mu\text{mol m}^{-2}\text{s}^{-1}$  to  $470 \mu\text{mol m}^{-2}\text{s}^{-1}$ , depending upon weather conditions below the umbrella shaped canopy were too dark to allow a positive carbon balance (Fig. 9).

As expected, carbon gain of *S. petenensis* in the understory was considerably lower, but all foliated areas showed a positive carbon balance, even under cloudy conditions (Fig. 10).

Under the assumed microsite conditions of *S. petenensis*, *H. appendiculatus* reached similar daily net carbon gain (Fig. 10), concerning a sunny day. Under cloudy conditions of very low light, the pioneer did not achieve the carbon gain of *S. petenensis* and had a negative carbon balance in all the lower canopy - layer (Fig. 11).

Under the better hypothetical light conditions within the gap, net carbon gain of *S. petenensis* increased slightly for the upper days canopy, but the high irradiance on a sunny day was not transformed into a higher  $\text{CO}_2$  uptake, due to the shade leaf characteristic of the individual.

### Efficiency and induction of photosynthesis

LUE of fully induced leaves of *H. appendiculatus* varied between 70 - 85 % (Fig. 13), but never reached the steady - state prediction. Furthermore, there was no obvious difference in LUE and short and long lightfleck, as known from the literature (Chadzon 1988, Küppers & Schneider 1993).

In contrast, the understory species showed extrem high LUE in short flecks of saturating light, with up to 250 % in a 1 s lightfleck. Even in longer lasting lightflecks, LUE was always above the steady - state prediction (Fig. 14).

Decrease of the photosynthetic induction in relation to longer lasting phases of darkness was similar in both species. *H. appendiculatus* lost 50 % of induction after 14.5 min, while *S. petenensis* reached this value after 11 min (not shown).

Induction and efficiency are correlated in a linear way (Figs. 15 to 16). Despite the loss of induction in *S. petenensis* was slightly faster, it maintained a relative higher efficiency of  $\text{CO}_2$  assimilation, as expressed by the slope of the linear regression. At 50 % induction state *S. petenensis* achieved 70 % of efficiency, whereas *H. appendiculatus* just reached 45 %.

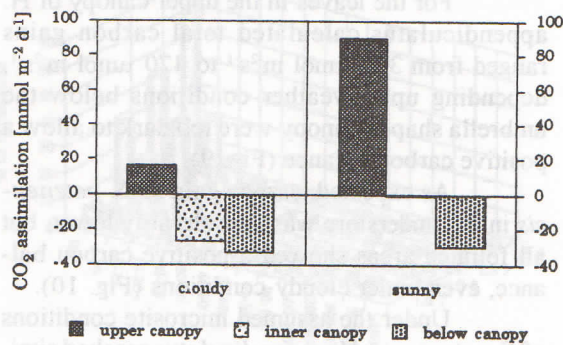


Fig. 11 Hypothetic net carbon gain for *H. appendiculatus* at the assumed understore site, concerning different weather conditions and canopy-layers.

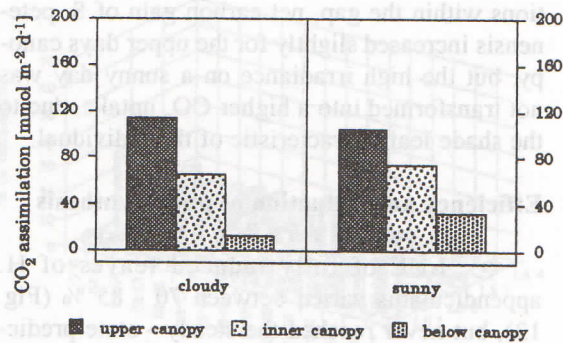


Fig. 12 Hypothetic net carbon gain for *H. petenensis* at the assumed understore site, concerning different weather conditions and canopy-layers.

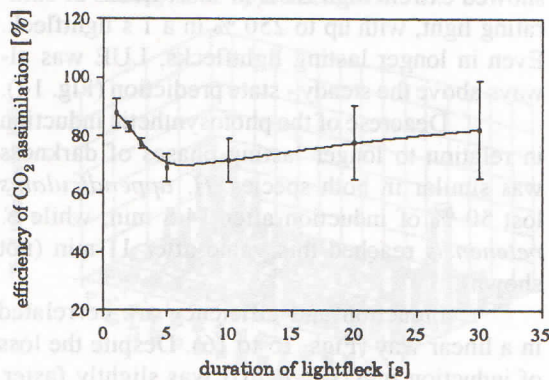


Fig. 13 Photosynthetic light use efficiency of *H. appendiculatus* as a function of steady-state prediction in relation to increasing lightfleck duration (s). Error bars indicate standard deviation for means of three measurements.

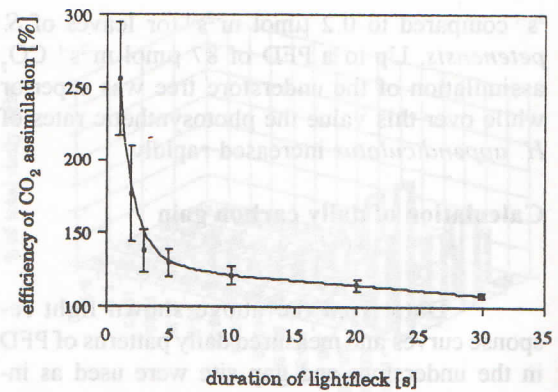


Fig. 14 Photosynthetic light use efficiency of *S. petenensis* as a function of steady-state prediction in relation to increasing lightfleck duration (s). Error bars indicate standard deviation for means of three measurements.

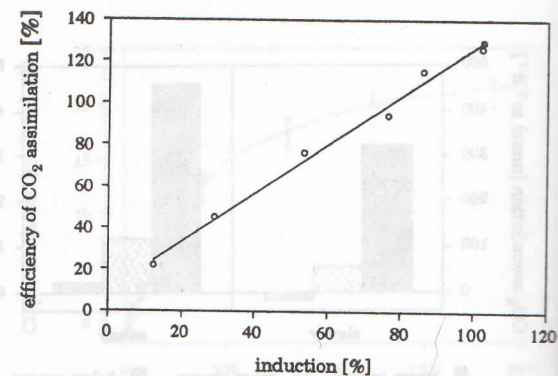


Fig. 15 Light use efficiency (LUE) on *S. petenensis* as a function of relative leaf induction state of (%  $\text{CO}_2$  assimilation rate at the end of a 30 s lightfleck). The slope of the linear regression is 1.17.

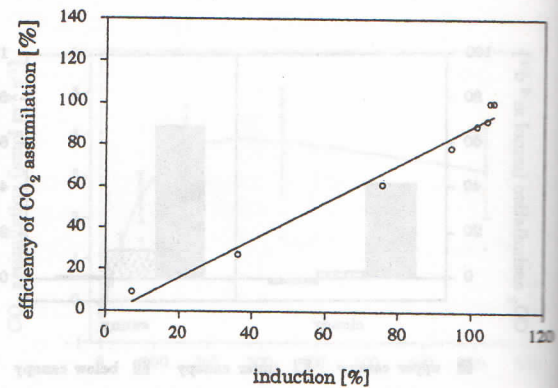


Fig. 16 Light use efficiency (LUE) on *H. appendiculatus* as a function of relative leaf induction state of (%  $\text{CO}_2$  assimilation rate at the end of a 30 s lightfleck). The slope of the linear regression is 0.92.

## DISCUSSION

Much of the microsite variation within a forest can be attributed to an extreme heterogeneity of the light environment. It is clear from this and other studies (Percy 1983, Chadzon & Fetcher 1984) that light conditions vary greatly within and among gaps and - specially - in the understore.

Besides the distinction in total daily PFD, the pattern of temporal and spatial light distribution differed enormously between gap and understore site. As main feature of the understore was the important contribution of rare lightflecks - interrupting the low dimlight background - to total daily PFD (Figs. 2, 3, 5). On the other hand, a typical gap - the natural habitat of *H. appendiculatus* - was described by high PFDs over the day, where lightflecks possessed a reduced contribution to total daily PFD (Figs. 1, 4, 6).

There is no doubt, that the photosynthesis of plants are adapted to these, mainly by light conditions defined niches. In accordance to other studies (Bazzaz & Carlson 1982, Oberbauer & Strain 1984), was found for all photosynthetic parameters a trend of large differences between the early successional species *H. appendiculatus* and the late successional species *S. petenensis*.

*H. appendiculatus* was able to yield a high carbon gain, due to the high radiation occurring in a gap (Fig. 7). In contrast, *S. petenensis* never reached this level of assimilation, but therefore carbon gain below a PFD of  $87 \mu\text{mol m}^{-2}\text{s}^{-1}$  was superior in comparison to the pioneer species (Figs. 7 and 8). Studies of Oberbauer & Strain (1984), Bazzaz & Pickett (1980) showed the same trends as described above.

Our simplified model used to estimate total daily carbon gain does neither respect other environmental factors that effect photosynthesis, like leaf temperature and leaf - to - air humidity gradients, nor it considers physiological constraints, such as reduced stomatal conductance, photoinhibition, dynamic light variations or adaptations to sun and shade. Nevertheless it is well suitable for general assumptions concerning the carbon balances, as long as differences among species are large.

In comparison to *S. petenensis*, carbon gain of *H. appendiculatus* was about tree times

higher under gap conditions. Vice versa, under low light conditions of the understore site - specially on cloudy days -, *S. petenensis* was able to achieve more than twice of the hypothetical daily carbon gain of the pioneer.

When periods of light alteration are short, leaves often exhibit apparent photosynthetic rates higher than the average of the steady - state rates observed at high and low light levels (Chadzon & Percy 1986b). Lightfleck utilization efficiency (LUE) by leaves strongly depends on a high state of photosynthetic induction as well as on the duration of a lightfleck (Küppers & Schneider 1993, Percy & Sims 1994). Understore plants make an efficient use of variable light for their carbon gain, due to a faster increase of induction, high quantum yields in short lightflecks and a slower decrease of induction in low light (Chadzon & Percy 1986a, Küppers *et al* 1996).

Very likely, *S. petenensis* indicates the typical photosynthetic responses in variable light of an understore species. This concern particularly the high LUE with up to 250 % for a 1 s lightfleck and the relative higher LUE at a low induction - state (Figs. 14 to 15).

As light is much more available in gaps, pioneer species like *H. appendiculatus* do not depend strongly on an efficient use of fluctuating light. This may explain the lower LUE in lightflecks as compared to predicted steady - state assimilation rates only at a high induction - state (Fig. 16), that requires a constant high influx.

In this study we have demonstrated that the photosynthetic acclimation of both species correlates with the light conditions at their natural habitats.

Whole -plant growth and competitive ability, however, not only depends on the photosynthetic characteristics of individual leaves, geometries and dynamics of canopies, so further studies on the pattern of energy allocation among all organs are still needed (Givnish 1988, Küppers *et al* 1995).

## ACKNOWLEDGEMENTS

This study was supported by:  
Deutsche Forschungsgemeinschaft, D-53170  
Bonn, Germany.

## REFERENCES

- ACKERLY, D.D. 1993. Phenotypic plasticity and the scale of environmental heterogeneity. Studies of tropical pioneer trees in variable light environments. Dissertation, Harvard University, Cambridge, Massachusetts.
- BAZZAZ, F.A. & S.T.A. PICKETT. 1980. Physiological ecology of tropical succession: a comparative review. *Ann. Rev. Ecol. Syst.* 11:287-310.
- BAZZAZ, F.A. & R.W. CARLSON. 1982. Photosynthetic acclimation to variability in the light environment of early and late successional plants. *Oecologia* 54:313-316.
- CHABOT, B.F. & D.J. HICKS. 1982. The ecology of the leaf life spans. *Ann. Rev. Ecol. Syst.* 13:229-259.
- CHAZDON, R.L. 1986. Light variation and carbon gain in rain forest understorey palms. *J. Ecol.* 74:995-1012.
- CHAZDON, R.L. & N. FETCHER. 1984. Photosynthetic light environments in a lowland tropical rainforest in Costa Rica. *J. Ecol.* 72:553-564.
- CHAZDON, R.L. & R.W. PEARCY. 1986a. Photosynthetic responses to light variation in rainforest species. I. Induction under constant and fluctuating light climates. *Oecologia* 69:517-523.
- CHAZDON, R.L. & R.W. PEARCY. 1986b. Photosynthetic responses to light variation in rainforest species. II. Carbon gain and photosynthetic efficiency during sunflecks. *Oecologia* 69:524-531.
- DENSLOW, J.S. 1987. Tropical rainforest gaps and tree species diversity. *Ann. Rev. Ecol. Syst.* 18:431-451.
- GIVNISH, T.J. 1988. Adaptation to sun and shade: A whole-plant perspective. *Austr. J. Plant. Physiol.* 15:63-92.
- KÜPPERS, M. & H. SCHNEIDER. 1993. Leaf gas exchange of beech (*Fagus sylvatica* L.) seedling in lightflecks: Effects of fleck length and leaf temperature on leaves grown in deep and partial shade. *Trees* 7:160-168.
- KÜPPERS, M., TIMM, H., ORTH, F., STEGMANN, J., STÖBER, R., SCHNEIDER, H., PALIVAL, K., KARUNAICHAMY, K.S.T.K. & R. ORTIZ. 1996. Leaf gas exchange in lightflecks and the effects of light environment and successional status on tropical forest. *Tree Physiology* (in revision).
- KÜPPERS, M., KÜPPERS, B., GODKINGS C. & A.M. WHEELER. 1995. The role of carbon allocation and plant economy in the coexistence of the two neighbouring eucalypt species, *E. pauciflora* and *E. delegatensis*. Implications for plant productivity. *In: Potts, B.M. et al. (eds). Eucalypt plantations: Improving fibre yield and quality. Proceedings of the CRC for the Temperate Hardwood Forestry -IUFRO Conference, Hobart, Australia, 19-24 Feb. 1995. pp. 349-353.*
- OBERBAUER, S.F. & B.S. STARIN. 1984. Photosynthesis and successional status of Costa Rican rain forest trees. *Photosynthesis Research* 5:227-232.
- PEARCY, R.W. 1983. The light environment and growth of C3 and C4 species in the understore of a Hawaiian forest. *Oecologia (Berlin)* 57:316-321.
- PEARCY, R.W. 1988. Photosynthetic utilization of lightflecks by understorey plants. *Austr. J. Plant Physiol.* 15:223-238.
- PEARCY, R.W. & D.A. SIMS. 1994. Photosynthetic acclimation to changing light environments: Scaling from the leaf to the whole plant. *In: Exploitation of environmental heterogeneity by plants. Edited by Caldwell, M.M. & R.W. Pearcy (Academy Press 1994): 145-175.*
- WATTENBERG, I. & S.W. BRECKLE. 1995. Tree species diversity of a premontane rain forest in the Cordillera de Tilarán, Costa Rica. *Ecotropica* 1:21-30.
- WHITMORE, T.C. 1993. *Tropische Regenwälder. Spektrum Akademischer Verlag, Heidelberg, Berlin, New York.*