

Checklist of seaweeds of Al-Hoceima National Park of Morocco (Mediterranean Marine Protected Area)

Hanaa Moussa^{1,2}, Mustapha Hassoun¹, Ghizlane Salhi¹, Hanaa Zbakh¹ & Hassane Riadi¹

¹Applied Phycology-Mycology Group, Applied Botany Laboratory, Department of Biology, Faculty of Sciences, Abdelmalek Essaâdi University, M'Hannech II, 93030 Tétouan, Morocco

²Department of Pharmacology, Faculty of Pharmacy, University of Santiago de Compostela, 15782 Santiago de Compostela, Spain

Correspondencia

H. Moussa

e-mail: moussa.hanaa-etu@uae.ac.ma

Recibido: 12 junio 2018

Aceptado: 27 noviembre 2018

Publicado on-line: diciembre 2018

Abstract

The Mediterranean basin is a marine biodiversity hot spot. Despite this, the macroalgal diversity of the Mediterranean Sea is still not fully known, especially in the Mediterranean Marine Protected Areas (MPAs) including, Al-Hoceima National Park of Morocco (PNAH). This paper provides the first comprehensive checklist of the seaweeds of PNAH, based chiefly on our own original collections, and complimented by literature records. Using present-day taxonomy, the total number of taxa at both specific and infraspecific levels currently accepted is 306 taxa with 207 Rhodophyta (39 families), 51 Ochrophyta (13 families) and 48 Chlorophyta (12 families). Ninety five of these species were not found in our samples, 93 were new to the PNAH, and the taxonomic identity of 26 taxa was amended. From the totality of taxa, ten species were reported for the first time from Morocco: 9 Rhodophyta and one green alga. Furthermore, 12 others species (10 red, 1 brown and 1 green alga) are new records for the Mediterranean coast of Morocco. Besides this, confirmed records are mentioned for 20 species, whether in Africa, in Morocco or in the Moroccan Mediterranean coast. This accessible checklist to the international community could serve as an infrastructure for future algal investigations of the taxa in this Specially Protected Area of Mediterranean Importance.

Key words: Al-Hoceima National Park, Checklist, Mediterranean Marine Protected Areas, Morocco, Seaweeds.

Resumen

Lista de algas marinas del Parque Nacional de Alhucemas en Marruecos (Área Marina Protegida del Mediterráneo)

La cuenca del Mediterráneo es un Hot Spot de biodiversidad marina. Aún así, la diversidad de macroalgas del Mediterráneo no está plenamente conocida, especialmente en las Áreas Marinas Protegidas del Mediterráneo (AMP) incluido el Parque Nacional de Alhucemas en Marruecos (PNAH). Este documento proporciona la primera lista exhaustiva de las algas marinas del PNAH. Usando la taxonomía actual, el número total de taxones a niveles específicos y infraespecíficos actualmente aceptados es de 306 taxones con 207 Rhodophyta (39 familias), 51 Ochrophyta (13 familias) y 48 Chlorophyta (12 familias). Noventa y cinco de estas especies no se encontraron en nuestras muestras, 93 eran nuevas en el PNAH y se modificó la identidad taxonómica de 26 taxones. De la totalidad de las macroalgas, 10 especies (9 Rhodophyta y 1 Ulvophyceae) fueron registradas por primera vez desde Marruecos. Además, 12 otras especies (10 Rhodophyta, 1 Phaeophyceae y 1 Ulvophyceae) son nuevos registros para la costa mediterránea de Marruecos. También, se mencionan los registros confirmados de 20 especies, ya sea en África, en Marruecos o en la costa mediterránea marroquí. Esta lista de algas accesibles a la comunidad internacional podría servir como una infraestructura

para futuras investigaciones algales de los taxones en esta zona especialmente protegida de importancia para el Mediterráneo.

Palabras clave: Parque Nacional de Alhucemas, Lista de algas, Áreas Marinas Protegidas del Mediterráneo, Marruecos, Algas marinas.

Introduction

The National Park of Al-Hoceima (PNAH) is located in the Alboran Sea in the Southern Mediterranean, Northern Morocco, 150 km east from the Gibraltar Strait, near to the city of Al-Hoceima. From the ten National Parks that have a seaboard on the Mediterranean Sea, the PNAH is considered the only National Park that covering a coastline of 40 km. Due to its particular biogeography and important biodiversity, comparable to major Mediterranean Hotspots (Tunesi *et al.*, 2003), the UN classified the PNAH in 2009 as a Specially Protected Area of Mediterranean Importance (PNUE-PAMCAR/ASP, 2009).

The Mediterranean Sea is a region of high biodiversity that ranks among the best known worldwide, and it is considered as a suitable laboratory to study marine ecosystems (Coll *et al.*, 2010). The Mediterranean seaweeds have attracted many botanists (Ballesteros 1990; Ribera *et al.*, 1992; Gómez Garreta *et al.*, 2001; Furnari *et al.*, 2003; Cormaci *et al.*, 2004; Altamirano *et al.*, 2010; Ni-Ni-Win *et al.*, 2011; Tsiamis *et al.*, 2013; Katsanevakis *et al.*, 2014; Verlaque *et al.*, 2015; Cormaci *et al.*, 2012, 2014, 2017; González García *et al.*, 2017). Nevertheless, the knowledge of marine macroalgal diversity of Moroccan Mediterranean coast remains limited by a short history of investigations by some authors (e.g., Conde-Poyales, 1984, 1989; Navarro & Gallardo, 1989; González-García & Conde-Poyales, 1991, 1994; González García, 1994; Bueno del Campo & González García, 1996; Flores Moya & Conde-Poyales, 1998). All of these investigations were afterward included as bibliographic references in the single checklists of marine flora of Morocco (Benhissoune *et al.*, 2001, 2002a, b, 2003). Recently, the combined research efforts of the local phycologists have yielded an important number of new records of seaweeds from the Moroccan coasts and new species to the Mediterranean marine flora (Riadi *et al.*, 2011, 2013; Moussa *et al.*, 2015; Hassoun *et al.*, 2014, 2015, 2016a, b, 2018a, b; Salhi *et al.*, 2016, 2018).

Despite several algal works on the Mediterranean part of Morocco, there is no thorough listing of the seaweeds recorded in the

Specially Protected Mediterranean Area (PNAH). However, it is interesting to signal that the catalogue of marine seaweed conducted by González-García & Conde-Poyales (1994) includes data from 34 sites spreading on the Moroccan Mediterranean coast, but only two sites among them belong to the Al-Hoceima National Park. Recently, González-García *et al.* (2017) have published a catalogue of macroalgae of the Peñones de Alhucemas and Vélez de la Gomera (Western Mediterranean, Alboran Sea), and they have reported a total of 107 species in Badis (Peñón de Vélez de la Gomera), the site which localize in the middle of the PNAH.

In light of the previous reasons. In this paper, we attempt to provide a comprehensive database of different macroalgae groups of the PNAH, based chiefly on our own original collections, and complimented by the previous publications. This accessible checklist to the international community would contribute as a serving tool in the Mediterranean marine environmental studies, including prospective research of seaweeds.

Materials and methods

Study area and time of sampling

Field collections were performed at seven sites along the 40 km of coastline of the Al-Hoceima National Park in Morocco (Fig. 1). All specimens were collected by scuba diving down to 15 m depth and by snorkeling in rocky midlittoral and sublittoral zones (0–2 m depth) throughout the years 2012–2014 and during each season.

Identification of marine algae

Seaweeds were transported to the laboratory and stored in 5% buffered formalin-seawater solution. Species were studied under dissecting or compound microscopes and they were sectioned manually with a razor blade when necessary. Specimens of most of the species included in this checklist are deposited in the Phycological Herbarium of the Phycology and Mycology Group at the Faculty of Sciences, Department of Biology, Abdelmalek Essaâdi University, Tetouan, Morocco. For taxonomic nomenclature purposes, the on-line databases Index Nominum Algarum and AlgaeBase (Guiry & Guiry, 2018) were used. The checklist

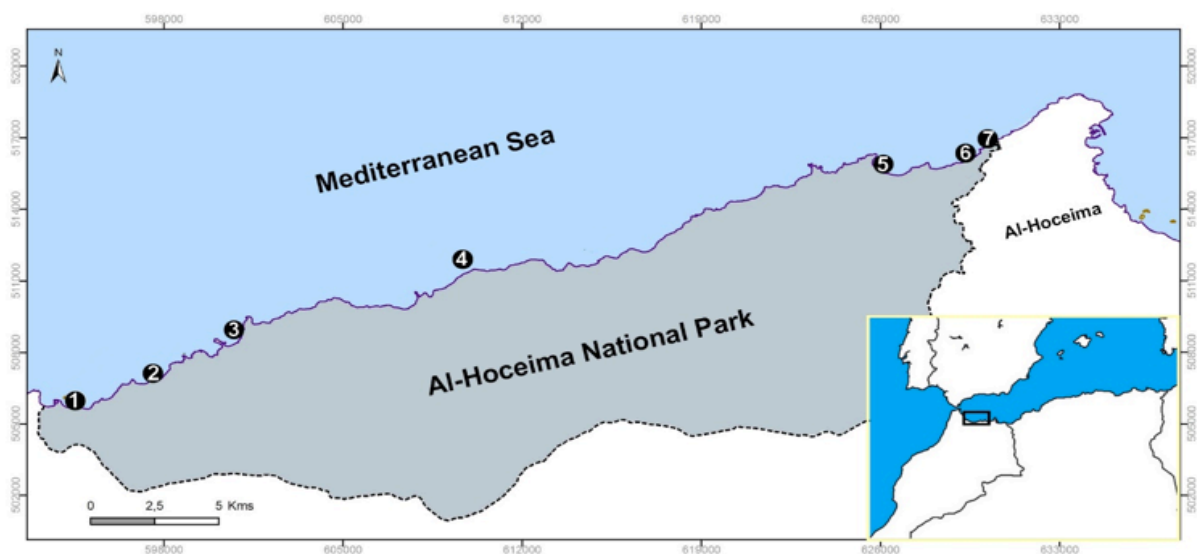


Figure 1. Geographical distribution of the Sampling sites along the Al-Hoceima National Park, northeast of Morocco "Mediterranean Sea": 1- Cala Iris (35°08'53.0"N 4°21'56.4"W), 2- Torres (35°09'25.1"N, 4°20'01.6"W), 3- Badis (35°10'34.7"N 4°17'20.1"W), 4- Topo (35°11'56.5"N 4°11'21.7"W), 5- Boumehti (35°14'16.8"N 4°01'03.8"W), 6- Tala Youssef (35°14'11.7"N 3°58'55.5"W), 7- Rmoud (35°14'41.5"N, 3°57'55.7"W).

Figura 1: Distribución geográfica de los sitios de muestreo a lo largo del Parque Nacional de Alhucemas, al noreste de Marruecos "Mar Mediterráneo": 1- Cala Iris (35°08'53.0"N 4°21'56.4"W), 2- Torres (35°09'25.1"N, 4°20'01.6"W), 3- Badis (35°10'34.7"N 4°17'20.1"W), 4- Topo (35°11'56.5"N 4°11'21.7"W), 5- Boumehti (35°14'16.8"N 4°01'03.8"W), 6- Tala Youssef (35°14'11.7"N 3°58'55.5"W), 7- Rmoud (35°14'41.5"N, 3°57'55.7"W).

of marine macroalgae of PNAH was compiled of personal collections in this study and two previous literatures data: González-García & Conde-Poyales (1994) and González-García *et al.* (2017). The previously known species, together with the new species from PNAH and Morocco were mainly verified using AlgaeBase and after a careful review of all published records including, the checklists of seaweeds of Morocco (Benhissoune *et al.*, 2001, 2002a, b, 2003). On the other side, unpublished works such as thesis, master dissertations and technical reports have not been considered owing to the lack a scrutinized in their elaboration.

Results and discussion

The checklist presented in this work includes 306 taxa at specific and intraspecific level, including 207 Rhodophyta, 51 Ochrophyta, and 48 Chlorophyta (List of taxa: Accepted seaweed taxa hitherto reported in the Al-Hoceima National Park according to their sampling site, based on both our collections and previous records by González-García & Conde-Poyales (1994) and González-García *et al.* (2017). Principally, 211 taxa (144 Rhodophyta, 30 Phaeophyceae and

37 Ulvophyceae) were identified from all of our sampling expeditions. Among our collections, 10 species are new for Morocco and 12 others species are new records for the Mediterranean coast of Morocco.

In the catalogue, taxa of marine macroalgae are arranged alphabetically in three major groups (Chlorophyta, Ochrophyta and Rhodophyta), and following the classification systems and the nomenclature presented in AlgaeBase (Guiry & Guiry, 2018). The species locations in the current study are given (1-7) and previous reference records are also provided (González-García & Conde-Poyales, 1994 and González-García *et al.*, 2017).

The sites are as follows: Cala Iris (1); Torres (2); Badis (3); Topo (4); Boumehti (5); Tala Youssef (6) and Rmod (7). Confirmed presence in previous study (P1: González-García & Conde-Poyales (1994), P2: González-García *et al.* (2017). Superscript number refer to the Notes. Authors of taxa are given in full, and synonyms of amended taxa are also given. New records for Morocco are marked with an asterisk [*] before the name of a taxon.

LIST OF TAXA

Taxa	Location in this study	Previous reference
Phylum Chlorophyta		
Class Ulvophyceae		
Order Bryopsidales		
Family Bryopsidaceae		
<i>Bryopsidella neglecta</i> (Berthold) G. Furnari & M. Cormaci		P ₁
* <i>Bryopsis cupressina</i> J.V. Lamouroux	1, 2, 5, 6, 7	
<i>Bryopsis duplex</i> De Notaris	1	P ₁
<i>Bryopsis hypnoides</i> J.V. Lamouroux	1, 6,7	P ₁
<i>Bryopsis muscosa</i> J.V. Lamouroux		P ₂
<i>Bryopsis plumosa</i> (Hudson) C. Agardh	1, 4,6	P ₁ , P ₂
Family Codiaceae		
<i>Codium adhaerens</i> C. Agardh	1, 2, 3, 5, 6, 7	P ₁ , P ₂
<i>Codium decortcatum</i> (Woodward) M. Howe	1, 7	
<i>Codium effusum</i> (Rafinesque) Delle Chiaje		P ₁ , P ₂
<i>Codium tomentosum</i> Stackhouse	1, 4	P ₂
Family Derbesiaceae		
<i>Derbesia tenuissima</i> (Moris & De Notaris) P.L. Crouan & H.M. Crouan		P ₁ , P ₂
Family Udoteaceae		
<i>Pseudochlorodesmis furcellata</i> (Zanardini) Børgesen ⁹	1, 7	
Order Cladophorales		
Family Boodleaceae		
<i>Cladophoropsis membranacea</i> (Hofman Bang ex C. Agardh) Børgesen ¹	1,7	
Family Cladophoraceae		
<i>Chaetomorpha aerea</i> (Dillwyn) Kützing	1, 6, 7	
<i>Chaetomorpha ligustica</i> (Kützing) Kützing	6,7	
<i>Chaetomorpha linum</i> (O.F. Müller) Kützing	2, 5, 6, 7	P ₁
<i>Cladophora albida</i> (Nees) Kützing	1, 2, 5, 7	
<i>Cladophora coelothrix</i> Kützing	1, 5, 6, 7	P ₁ , P ₂
<i>Cladophora dalmatica</i> Kützing	1,7	P ₁
<i>Cladophora hutchinsiae</i> (Dillwyn) Kützing	1, 6, 7	P ₁
<i>Cladophora laetevirens</i> (Dillwyn) Kützing	1,7	
<i>Cladophora lehmanniana</i> (Lindenberg) Kützing	1, 2, 4, 5, 6, 7	P ₁
<i>Cladophora prolifera</i> (Roth) Kützing	1, 7	P ₁
<i>Cladophora rupestris</i> (Linnaeus) Kützing	7	P ₁

Taxa	Location in this study	Previous reference
<i>Cladophora sericea</i> (Hudson) Kützing	1	P ₁
<i>Cladophora socialis</i> Kützing ⁸	1, 2, 7	
<i>Cladophora vagabunda</i> (Linnaeus) Hoek	1	P ₁ , P ₂
<i>Lychaete battersii</i> (C.Hoek) M.J. Wynne ⁸	3, 7	
<i>Lychaete echinus</i> (Biasoletto) M.J. Wynne = <i>Cladophora echinus</i> (Biasoletto) Kützing		P ₁
<i>Rhizoclonium tortuosum</i> (Dillwyn) Kützing		P ₁ , P ₂
Family Siphonocladaceae		
<i>Siphonocladus topicus</i> (P. Crouan & H. Crouan) J. Agardh	1	
Family Valoniaceae		
<i>Valonia macrophysa</i> Kützing	6	
<i>Valonia utricularis</i> (Roth) C. Agardh	1, 6, 7	P ₁
Order Ulvales		
Family Kornmanniaceae		
<i>Blidingia marginata</i> (J. Agardh) P.J.L. Dangeard ex Bliding	1	P ₁
<i>Blidingia minima</i> (Nägeli ex Kützing) Kylin		P ₂
Family Phaeophilaceae		
<i>Phaeophila dendroides</i> (P. Crouan & H. Crouan) Batters	7	P ₁
Order Ulotrichales		
Family Ulotrichaceae		
<i>Ulothrix flacca</i> (Dillwyn) Thuret		P ₂
Family Ulvaceae		
<i>Ulva clathrata</i> (Roth) C. Agardh	1, 4, 6, 7	P ₂
<i>Ulva compressa</i> Linnaeus	1, 2, 3, 6, 7	P ₂
<i>Ulva flexuosa</i> Wulfen		P ₁
<i>Ulva intestinalis</i> Linnaeus = <i>Enteromorpha intestinalis</i> (Linnaeus) Nees	1, 4, 6, 7	P ₁
<i>Ulva lactuca</i> Linnaeus	1, 2, 3, 4, 5, 6, 7	
<i>Ulva linza</i> Linnaeus	1	P ₁ , P ₂
<i>Ulva polyclada</i> Kraft		P ₁ , P ₂
<i>Ulva prolifera</i> O.F. Müller = <i>Enteromorpha prolifera</i> (O.F.Müller) J. Agardh	1	P ₁
<i>Ulva rigida</i> C. Agardh	1, 2, 5, 6, 7	P ₁ , P ₂
<i>Ulva torta</i> (Mertens) Trevisan		P ₂
Family Ulvellaceae		
<i>Ulvella viridis</i> (Reinke) R. Nielsen, C.J. O'Kelly & B. Wysor = <i>Entocladia viridis</i> Reinke	1, 7	P ₁

Phylum Ochrophyta**Class Phaeophyceae**

Taxa	Location in this study	Previous reference
Order Dictyotales		
Family Dictyptaceae		
<i>Dictyopteris polypodioides</i> (A.P. De Candolle) J.V. Lamouroux	6, 7	P ₁
<i>Dictyota dichotoma</i> (Hudson) J.V. Lamouroux var. <i>dichotoma</i>	1, 2, 4, 5, 6, 7	P ₁ , P ₂
<i>Dictyota dichotoma</i> var. <i>intricata</i> (C. Agardh) Greville	7	P ₁
<i>Dictyota fasciola</i> (Roth) J.V. Lamouroux		P ₁
<i>Dictyota spiralis</i> Montagne		P ₁
<i>Padina pavonica</i> (Linnaeus) Thivy	1, 3, 4, 5, 6, 7	P ₁ , P ₂
<i>Spatoglossum solieri</i> (Chauvin ex Montagne) Kützing		P ₁
<i>atomaria</i> (Woodward) J. Agardh		P ₁
<i>Zonaria tournefortii</i> (J.V. Lamouroux) Montagne		P ₁
Order Ectocarpales		
Family Acinetosporaceae		
<i>Feldmannia irregularis</i> (Kützing) Hamel	1	P ₁
<i>Feldmannia lebelii</i> (Areschoug ex P. Crouan & H. Crouan) Hamel	1, 2, 3	
<i>Feldmannia mitchelliae</i> (Harvey) H.-S. Kim		P ₁ , P ₂
<i>Feldmannia simplex</i> (P. Crouan & H. Crouan) Hamel ⁹	1	
<i>Hincksia hincksiae</i> (Harvey) P.C. Silva	1	
Family Ectocarpaceae		
<i>Ectocarpus crouanii</i> Thuret ⁵	1	
<i>Ectocarpus fasciculatus</i> Harvey		P ₁
<i>Ectocarpus siliculosus</i> (Dillwyn) Lyngbye	1, 7	
Family Scytosiphonaceae		
<i>Colpomenia peregrina</i> Sauvageau		P ₂
<i>Colpomenia sinuosa</i> (Mertens ex Roth) Derbès & Solier	1, 2, 4, 5, 6, 7	P ₁ , P ₂
<i>Petalonia fascia</i> (O.F. Müller) Kuntze	6	P ₁
<i>Scytosiphon lomentaria</i> (Lyngbye) Link	6	P ₁ , P ₂
Order Fucales		
Family Fucaceae		
<i>Fucus spiralis</i> Linnaeus	1	P ₁
<i>Fucus vesiculosus</i> Linnaeus	1	
Family Sargassaceae		
<i>Cystoseira brachycarpa</i> J. Agardh		P ₁
<i>Cystoseira compressa</i> (Esper) Gerloff & Nizamuddin	1, 4, 5, 6, 7	P ₁ , P ₂
<i>Cystoseira elegans</i> Sauvageau		P ₁
<i>Cystoseira humilis</i> Schousboe ex Kützing		P ₁
<i>Cystoseira mauritanica</i> Sauvageau		P ₁

Taxa	Location in this study	Previous reference
<i>Cystoseira mediterranea</i> Sauvageau	6, 7	
<i>Cystoseira montagnei</i> J. Agardh = <i>Cystoseira spinosa</i> Sauvageau		P ₂
<i>Cystoseira nodicaulis</i> (Withering) M. Roberts		P ₂
<i>Cystoseira sauvageauana</i> Hamel		P ₁
<i>Cystoseira spinosa</i> Sauvageau		P ₂
<i>Cystoseira tamariscifolia</i> (Hudson) Papenfuss	1, 2, 4, 5, 6, 7	P ₁ , P ₂
<i>Cystoseira usneoides</i> (Linnaeus) M. Roberts		P ₁
<i>Sargassum hornschurchii</i> C. Agardh		P ₁
<i>Sargassum vulgare</i> C. Agardh	1, 3, 6, 7	P ₁ , P ₂
Order Ralfsiales		
Family Hapalospongiaceae		
<i>Hapalospongidion macrocarpum</i> (Feldmann) León-Álvarez & González-González		P ₁ , P ₂
<i>Ralfsia verrucosa</i> (Areschoug) Areschoug	1	P ₂
Order Sphacelariales		
Family Cladostephaceae		
<i>Cladostephus spongiosum</i> (Hudson) C. Agardh	1, 3, 4, 5, 7	
<i>Cladostephus spongiosum</i> f. <i>verticillatum</i> (Lightf.) Prud'homme van Reine		P ₁
Family Lithodermataceae		
<i>Pseudolithoderma adriaticum</i> (Hauck) Verlaque ¹	1,7	
Family Sphacelariaceae		
<i>Sphacelaria cirrosa</i> (Roth) C. Agardh	1, 5, 6, 7	P ₁
<i>Sphacelaria fusca</i> (Hudson) S.F. Gray	3, 7	P ₁
<i>Sphacelaria plumula</i> Zanardini	1, 3, 7	P ₁ , P ₂
<i>Sphacelaria rigidula</i> Kützing	1, 4, 7	P ₁ , P ₂
<i>Sphacelaria tribuloides</i> Meneghini	1, 5, 7	P ₂
Family Stypocaulaceae		
<i>Halopteris filicina</i> (Grateloup) Kützing	1, 7	P ₁ , P ₂
<i>Halopteris scoparia</i> (Linnaeus) Sauvageau	1, 2, 3, 5, 6, 7	P ₁ , P ₂
Order Tilopteridales		
Family Phyllariaceae		
<i>Phyllariopsis brevipes</i> (C. Agardh) E.C. Henry & G.R. South		P ₁
<i>Saccorhiza polyschides</i> (Lightfoot) Batters	4	
Phylum Rhodophyta		
Class Bangiophyceae		
Order Bangiales		

Taxa	Location in this study	Previous reference
Family Bangiaceae		
<i>Bangia atropurpurea</i> (Mertens ex Roth) C. Agardh	1, 7	
<i>Bangia fuscopurpurea</i> (Dillwyn) Lyngbye		P ₂
<i>Porphyra umbilicalis</i> Kützing	7	P ₂
<i>Pyropia leucosticta</i> (Thuret) Neefus & J. Brodie	1, 2, 6, 7	
Class Compsopogonophyceae		
Order Erythropeltales		
Family Erythrotrichiaceae		
* <i>Erythrotrichia bertholdii</i> Batters	1, 7	
<i>Erythrotrichia carnea</i> (Dillwyn) J. Agardh	1, 2, 4, 6, 7	P ₁ , P ₂
<i>Erythrotrichia investiens</i> (Zanardini) Bornet ⁶	1, 7	
<i>Erythrotrichia reflexa</i> (P.L. Crouan et H.M. Crouan) Thuret ex De Toni		P ₂
<i>Porphyrostromium ciliare</i> (Carmichael) M.J. Wynne ^{1,7}	1	
Class Florideophyceae		
Order Acrochaetiales		
Family Acrochaetiaceae		
<i>Acrochaetium microscopicum</i> (Nägeli ex Kützing) Nägeli		P ₁ , P ₂
<i>Acrochaetium parvulum</i> (Kylin) Hoyt		P ₁ , P ₂
<i>Acrochaetium trifilum</i> (Buffham) Batters		P ₁
<i>Grania efflorescens</i> (J. Agardh) Kylin = <i>Acrochaetium thuretii</i> (Bornet) Collins & Hervey		P ₁
Order Bonnemaisoniales		
Family Bonnemaisoniaceae		
<i>Asparagopsis armata</i> Harvey	1, 2, 4, 5, 6, 7	P ₁ , P ₂
<i>Asparagopsis taxiformis</i> (Delile) Trevisan ⁸	1, 3, 4, 5, 6, 7	
<i>Bonnemaisonia hamifera</i> Hariot	1, 7	
Order Ceramiales		
Family Callithamniaceae		
<i>Aglaothamnion cordatum</i> Feldmann-Mazoyer	1, 4	
<i>Aglaothamnion tenuissimum</i> (Bonnemaison) Feldmann-Mazoyer = <i>Aglaothamnion byssoides</i> (Arnott ex Harvey) C.F. Boudouresque & M.M. Perret-Boudouresque	1, 6	P ₁
<i>Callithamnion corymbosum</i> (Smith) Lyngbye	1, 2, 3, 5, 6, 7	P ₁ , P ₂
<i>Callithamnion granulatum</i> (Ducluzeau) C. Agardh	1, 6, 7	P ₁
<i>Callithamnion tetragonum</i> (Withering) S.F. Gray	1, 3, 6, 7	P ₁
<i>Callithamnion tetricum</i> (Dillwyn) S.F. Gray ⁹	1, 2, 4, 6, 7	
<i>Gaillona gallica</i> (Nägeli) Athanasiadis = <i>Aglaothamnion gallicum</i> (Nägeli) L'Hardy-Halos ex F. Ardré		P ₂

Taxa	Location in this study	Previous reference
<i>Gaillona hookeri</i> (Dillwyn) Athanasiadis = <i>Aglaothamniom hookeri</i> (Dillwyn) C.M. Maggs et M.H. Hommersand		P ₁ , P ₂
<i>Gaillona scopulorum</i> (C. Agardh) Athanasiadis ⁹	2	
<i>Gayliella flaccida</i> (Harvey ex Kützing) T.O. Cho & L.J. Mclvor	4	P ₁ , P ₂
<i>Gayliella taylorii</i> (E.Y. Dawson) T.O. Cho & S. M.Boo ⁸	1, 2, 3, 5, 7	
<i>Seirospora giraudyi</i> (Kützing) De Toni		P ₁
Family Ceramiaceae		
<i>Antithamnion amphigeneum</i> A. Millar = <i>Antithamnion algeriense</i> M.Verlaque & Seridi		P ₁
<i>Antithamnion cruciatum</i> (C. Agardh) Nägeli	7	P ₁ , P ₂
* <i>Antithamnion decipiens</i> (J. Agardh) Athanasiadis	1	
* <i>Antithamnionella boergesenii</i> (Cormaci & G. Furnari) Athanasiadis	7	
<i>Antithamnionella elegans</i> (Berthold) J.H. Price & D. M.John		P ₁
<i>Antithamnionella spirographidis</i> (Schiffner) E.M. Wollaston	1	P ₂
<i>Centroceras gasparrinii</i> (Meneghini) Kützing ⁴	1, 2, 3, 5, 6, 7	
<i>Ceramium ciliatum</i> (J. Ellis) Ducluzeau var. <i>ciliatum</i>	1, 2, 3, 4, 5, 6, 7	P ₁ , P ₂
<i>Ceramium ciliatum</i> var. <i>robustum</i> (J. Agardh) Mazoyer		P ₁
<i>Ceramium circinatum</i> (Kützing) J. Agardh		P ₁
<i>Ceramium codii</i> (H. Richards) Mazoyer	1, 4, 7	
<i>Ceramium diaphanum</i> (Lightfoot) Roth	1, 2, 3, 4, 6, 7	P ₁ , P ₂
<i>Ceramium echionotum</i> J. Agardh	1, 4, 6, 7	P ₁ , P ₂
<i>Ceramium giacconeii</i> Cormaci & G.Furnari ²	1, 4	
<i>Ceramium secundatum</i> Lyngbye	5, 6, 7	P ₂
<i>Ceramium siliquosum</i> var. <i>lophophorum</i> (Feldman-Mazoyer) Serio = <i>Ceramium diaphanum</i> var. <i>lophophorum</i> Feldmann- Mazoyer		P ₁
<i>Ceramium tenerrimum</i> (G. Martens) Okamura		P ₁ , P ₂
<i>Ceramium virgatum</i> Roth var. <i>virgatum</i> ³	1, 2, 5, 6, 7	
<i>Ceramium virgatum</i> var. <i>implexocontortum</i> (Solier) G. Furnari		P ₁
<i>Compsothamnion thuioides</i> (Smith) Nägeli		P ₂
<i>Crouania attenuata</i> (C. Agardh) J. Agardh	1, 5, 6, 7	P ₁
<i>Pleonosporium borrieri</i> (Smith) Nägeli	1, 2, 6, 7	P ₁
<i>Pterothamnion crispum</i> (Ducluzeau) Nägeli	1, 4, 7	P ₁
<i>Pterothamnion plumula</i> (J. Ellis) Nägeli	4, 7	P ₁
<i>Spongoclonium caribaeum</i> (Børgesen) M.J. Wynne ⁸	4	
Family Dasyaceae		
<i>Dasya corymbifera</i> J. Agardh ¹	1, 2, 4, 6	

Taxa	Location in this study	Previous reference
<i>Dasya hutchinsiae</i> Harvey	1, 4, 7	P ₁ , P ₂
<i>Dasya ocellata</i> (Grateloup) Harvey	7	
<i>Dasya rigidula</i> (Kützting) Ardissonne	1, 2, 5, 7	P ₁
Family Delesseriaceae		
<i>Acrosorium ciliolatum</i> (Harvey) Kylin = <i>Acrosorium venulosum</i> (Zanardini) Kylin	1, 3, 4, 6, 7	P ₁
<i>Apoglossum ruscifolium</i> (Turner) J. Agardh	4	P ₁ , P ₂
<i>Cryptopleura ramosa</i> (Hudson) L. Newton	1, 7	P ₁
<i>Myriogramme minuta</i> Kylin		P ₁ , P ₂
<i>Nitophyllum punctatum</i> (Stackhouse) Greville ⁹	1, 2	
<i>Radicilingua thysanorhizans</i> (Holmes) Papenfuss	1	
<i>Taenioma nanum</i> (Kützting) Papenfuss	1, 2, 5, 7	
Family Rhodomelaceae		
<i>Alsidium corallinum</i> C. Agardh		P ₂
<i>Aphanocladia stichidiosa</i> (Funk) Ardré	1, 4, 6, 7	P ₁ , P ₂
<i>Chondria capillaris</i> (Hudson) M.J. Wynne	1, 2, 5, 6, 7	P ₁
<i>Chondria coerulescens</i> (J. Agardh) Sauvageau	1, 2, 6, 7	P ₁
<i>Chondria dasyphylla</i> (Woodward) C. Agardh	1, 2, 3, 6, 7	P ₁ , P ₂
<i>Chondria mairei</i> G. Feldmann		P ₁
<i>Chondrophyucus undulatus</i> (Yamada) Garbary & Harper		P ₁
<i>Halopithys incurva</i> (Hudson) Batters	6, 7	P ₁
<i>Herposiphonia secunda</i> (C. Agardh) Ambronn	1, 2, 3, 5, 6, 7	P ₁ , P ₂
<i>Herposiphonia secunda</i> f. <i>tenella</i> (C. Agardh) M.J. Wynne		P ₁
<i>Herposiphonia tenella</i> (C. Agardh) Ambronn	1, 2, 4, 5, 6	
<i>Heterosiphonia crispella</i> (C. Agardh) M.J. Wynne	1, 6, 7	P ₁ , P ₂
<i>Hypoglossum hypoglossoides</i> (Stackhouse) Collins & Hervey	1, 7	P ₁ , P ₂
<i>Laurencia obtusa</i> (Hudson) J.V. Lamouroux	6, 7	P ₁ , P ₂
* <i>Melanothamnus harveyi</i> (Bailey) Díaz-Tapia & Maggs	7	
* <i>Melanothamnus sphaerocarpus</i> (Børgesen) Díaz-Tapia & Maggs	1, 4, 7	
<i>Osmundea pinnatifida</i> (Hudson) Stackhouse	1, 2, 3, 6, 7	P ₁ , P ₂
<i>Palisada perforata</i> (Bory) K.W. Nam = <i>Laurencia papillosa</i> (C. Agardh) Greville		P ₁
<i>Polysiphonia atlantica</i> Kapraun & J.N. Norris	7	
<i>Polysiphonia brodiei</i> (Dillwyn) Sprengel	6	
<i>Polysiphonia denudata</i> (Dillwyn) Greville ex Harvey	1, 4, 7	P ₁
<i>Polysiphonia dichotoma</i> Kützting		P ₁
<i>Polysiphonia elongata</i> (Hudson) Sprengel		P ₁

Taxa	Location in this study	Previous reference
<i>Polysiphonia fibrillosa</i> (Dillwyn) Sprengel	6	
* <i>Polysiphonia flocculosa</i> (C. Agardh) Endlicher	1	
<i>Polysiphonia havanensis</i> Montagne	6, 7	
<i>Polysiphonia opaca</i> (C. Agardh) Moris & De Notaris	1, 6, 7	P ₁ , P ₂
<i>Polysiphonia sertularioides</i> (Grateloup) J. Agardh	3, 6	P ₁ , P ₂
<i>Polysiphonia stricta</i> (Mertens ex Dillwyn) Greville ⁵	6, 7	
<i>Pterosiphonia complanata</i> (Clemente) Falkenberg	1, 2, 3, 5, 6, 7	P ₁ , P ₂
<i>Rytiplaea tinctoria</i> (Clemente) C. Agardh	7	
<i>Symphycladia parasitica</i> (Hudson) Savoie & G.W. Saunders		P ₁
= <i>Pterosiphonia parasitica</i> (Hudson) Falkenberg	1, 2, 5, 6, 7	P ₁ , P ₂
<i>Vertebrata fruticulosa</i> (Wulfen) Kuntze		P ₁ , P ₂
= <i>Boergeseniella fruticulosa</i> (Wulfen) Kylin		P ₁
<i>Vertebrata fucooides</i> (Hudson) Kuntze		P ₁
= <i>Polysiphonia fucooides</i> (Hudson) Greville		P ₁
<i>Vertebrata reptabunda</i> (Suhr) Díaz-Tapia & Maggs	1, 6, 7	P ₁ , P ₂
= <i>Lophosiphonia reptabunda</i> (Suhr) Kylin	1, 7	
<i>Vertebrata thuyoides</i> (Harvey) Kuntze	7	P ₁ , P ₂
<i>Vertebrata tripinnata</i> (Harvey) Kuntze		
<i>Xiphosiphonia pennata</i> (C. Agardh) Savoie & G.W. Saunders		P ₂
Family Sarcomeniaceae		
<i>Cotoniella filamentosa</i> (M. Howe) Børgesen	1, 7	P ₁
Family Spyridiaceae		
<i>Spyridia filamentosa</i> (Wulfen) Harvey	1, 7	
Family Wrangeliaceae		
<i>Diplothamnion jolyi</i> C. Hoek	1, 4, 6, 7	P ₁
<i>Griffithsia opuntioides</i> J. Agardh		P ₁
<i>Halurus flosculosus</i> (J. Ellis) Maggs & Hommersand		P ₁
<i>Lejolisia mediterranea</i> Bornet	1, 6	
<i>Monosporus pedicellatus</i> (Smith) Solier		P ₁
<i>Spermothamnion flabellatum</i> Bornet	7	
<i>Spermothamnion repens</i> (Dillwyn) Magnus ⁹	5	
<i>Tiffaniella capitata</i> (Bornet) Doty & Meñez ¹	5, 7	
<i>Tiffaniella gorgonea</i> (Montagne) Doty & Meñez 1960		
Order Colaconematales		
Family Colaconemataceae	1	
<i>Colaconema caespitosum</i> (J. Agardh) Jackelman, Stegenga & J.J. Bolton	1, 4	P ₁ , P ₂
<i>Colaconema daviesii</i> (Dillwyn) Stegenga		

Taxa	Location in this study	Previous reference
<i>Colaconema savianm</i> (Meneghini) R. Nielsen = <i>Acrochaetium savianum</i> (Meneghini) Nägeli		P ₁
Order Corallinales		
Family Corallinaceae		
<i>Amphiroa beauvoisii</i> J.V. Lamouroux	4, 7	P ₁
<i>Amphiroa cryptarthrodia</i> Zanardini		P ₁
<i>Amphiroa fragilissima</i> (Linnaeus) J.V. Lamouroux	1	
<i>Amphiroa rigida</i> J.V. Lamouroux	7	P ₁
<i>Corallina officinalis</i> Linnaeus	1, 2, 3, 5, 6, 7	P ₁
<i>Ellisolandia elongata</i> (J. Ellis & Solander) K.R. Hind & G.W. Saunders	1, 2, 3, 4, 5, 6, 7	P ₁ , P ₂
<i>Hydrolithon farinosum</i> (J.V. Lamouroux) Penrose & Y.M. Chamberlain = <i>Fosliella farinosa</i> (J.V.Lamouroux) M.Howe		P ₁
* <i>Jania capillacea</i> Harvey	6	
<i>Jania longifurca</i> Zanardini	1, 2, 4, 5, 6, 7	P ₁ , P ₂
<i>Jania rubens</i> (Linnaeus) J.V. Lamouroux	1, 2, 3, 4, 5, 7	P ₁ , P ₂
<i>Jania rubens</i> var. <i>corniculata</i> (Linnaeus) Yendo = <i>Jania corniculata</i> (Linnaeus) J.V.Lamouroux		P ₁
<i>Jania squamata</i> (Linnaeus) J.H. Kim, Guiry & H.-G. Choi ⁹	1, 3, 5, 7	
<i>Jania virgata</i> (Zanardini) Montagne = <i>Corallina granifera</i> J.Ellis & Solander		P ₁
<i>Lithophyllum byssoides</i> (Lamarck) Foslie		P ₂
<i>Lithophyllum corallinae</i> (P. Crouan & H. Crouan) Heydrich ¹	6	
<i>Lithophyllum cystoseirae</i> (Hauck) Heydrich = <i>Titanoderma cystoseirae</i> (Hauck) Woelkerling, Y.M.Chamberlain & P.C.Silva		P ₁
<i>Lithophyllum dentatum</i> (Kützting) Foslie = <i>Spongites dentatus</i> Kützting	7	P ₁
<i>Lithophyllum incrustans</i> Philippi	1, 4, 6, 7	P ₁ , P ₂
<i>Neogoniolithon brassica-florida</i> (Harvey) Setchell & L.R. Mason		P ₁ , P ₂
<i>Pneophyllum confervicola</i> (Kützting) Y.M. Chamberlain ⁸	1, 7	
<i>Pneophyllum fragile</i> Kützting = <i>Pneophyllum lejolisii</i> (Rosanoff) Y.M.Chamberlain		P ₁
<i>Tenarea tortuosa</i> (Esper) Me. Lemoine	1, 6, 7	
<i>Titanoderma pustulatum</i> (J.V. Lamouroux) Nägeli	1, 2, 3, 5, 6, 7	P ₁ , P ₂
Family Lithothamniaceae		
<i>Phymatolithon lenormandii</i> (Areschoug) W.H.Adey		P ₂
Order Gelidiales		
Family Gelidiaceae		

Taxa	Location in this study	Previous reference
<i>Gelidiella lubrica</i> (Kützting) Feldmann & Hamel	1, 7	
<i>Gelidium attenuatum</i> (Turner) Thuret	3, 6, 7	
<i>Gelidium bipectinatum</i> G. Furnari ¹	1	
<i>Gelidium corneum</i> (Hudson) J.V. Lamouroux	7	P ₁ , P ₂
<i>Gelidium crinale</i> (Hare ex Turner) Gaillon	2, 5, 6, 7	P ₁ , P ₂
<i>Gelidium microdon</i> Kützting	1	
<i>Gelidium minusculum</i> (Weber-van Bosse) R.E. Norris	1, 7	
<i>Gelidium pulchellum</i> (Turner) Kützting	1, 6, 7	
<i>Gelidium pusillum</i> (Stackhouse) Le Jolis var. <i>pusillum</i>	1, 6, 7	P ₁ , P ₂
<i>Gelidium pusillum</i> var. <i>pulvinatum</i> (C. Agardh) Feldmann	1, 2, 7	
<i>Gelidium spathulatum</i> (Kützting) Bornet	1	P ₁ , P ₂
<i>Gelidium spinosum</i> (S.G. Gmelin) P.C. Silva var. <i>spinosum</i>	1, 2, 6, 7	P ₁ , P ₂
<i>Gelidium spinosum</i> var. <i>hystrix</i> (J. Agardh) G. Furnari = <i>Gelidium latifolium</i> var. <i>hystrix</i> (J. Agardh) Hauck		P ₁
Family Pterocladaceae		
<i>Pterocladia capillacea</i> (S.G. Gmelin) Santelices & Hommersand	1, 6, 7	P ₁ , P ₂
<i>Pterocladia melanoidea</i> (Schousboe ex Bornet) Santelices & Hommersand	7	
Order Gigartinales		
Family Caulacanthaceae		
<i>Caulacanthus ustulatus</i> (Mertens ex Turner) Kützting	1, 7	P ₂
Family Cystocloniaceae		
<i>Hypnea musciformis</i> (Wulfen) J.V. Lamouroux	1, 3, 5, 6, 7	P ₁ , P ₂
<i>Hypnea spinella</i> (C. Agardh) Kützting ¹	5, 7	
* <i>Hypnea valentiae</i> (Turner) Montagne	7	
<i>Rhodophyllis divaricata</i> (Stackhouse) Papenfuss ¹	1, 6, 7	
Family Gigartinaceae		
<i>Chondracanthus acicularis</i> (Roth) Fredericq	1, 2, 3, 4, 6, 7	P ₁ , P ₂
<i>Chondracanthus teedei</i> (Mertens ex Roth) Kützting	7	
<i>Gigartina pistillata</i> (S.G. Gmelin) Stackhouse	6, 7	P ₁ , P ₂
Family Phylloporaceae		
<i>Gymnogongrus crenulatus</i> (Turner) J. Agardh		P ₁ , P ₂
<i>Gymnogongrus griffithsiae</i> (Turner) Martius	6, 7	
<i>Gymnogongrus patens</i> (Goodenough & Woodward) J. Agardh	1, 3, 6, 7	
<i>Phyllophora crispa</i> (Hudson) P.S. Dixon		P ₁
<i>Phyllophora sicula</i> (Kützting) Guiry & L.M. Irvine		P ₁
<i>Schottera nicaeensis</i> (J.V. Lamouroux ex Duby) Guiry & Hollenberg		P ₁ , P ₂

Taxa	Location in this study	Previous reference
<i>Stenogramma interruptum</i> (C. Agardh) Montagne ⁹	6	P ₂
Family Rissoellaceae		
<i>Rissoella verruculosa</i> (Bertoloni) J. Agardh	1, 2	P ₁
Family Schmitziellaceae		
<i>Schmitziella endophloea</i> Bornet & Batters		P ₁ , P ₂
Family Sphaerococcaceae		
<i>Sphaerococcus coronopifolius</i> Stackhouse	1, 4, 7	P ₁ , P ₂
Order Gracilariales		
Family Gracilariaceae		
<i>Gracilaria armata</i> (C. Agardh) Greville		P ₁
<i>Gracilaria bursa-pastoris</i> (S.G. Gmelin) P.C. Silva		P ₁ , P ₂
<i>Gracilaria conferta</i> (Schousboe ex Montagne) Montagne ¹	7	
<i>Gracilaria dura</i> (C. Agardh) J. Agardh ¹	7	
<i>Gracilaria multipartita</i> (Clemente) Harvey	6	
<i>Gracilariopsis longissima</i> (S.G. Gmelin) M. Steentoft, L.M. Irvine & W.F. Farnham	3, 7	
Order Halymeniales		
Family Halymeniaceae		
<i>Grateloupia filicina</i> (J.V. Lamouroux) C. Agardh	6, 7	P ₁
Order Hapalidiales		
Family Hapalidiaceae		
<i>Choreonema thuretii</i> (Bornet) F. Schmitz		P ₁
<i>Melobesia membranacea</i> (Esper) J.V. Lamouroux	2	P ₁ , P ₂
Family Mesophyllaceae		
<i>Mesophyllum expansum</i> (Philippi) Cabioch & M.L. Mendoza = <i>Lithophyllum expansum</i> Philippi	1	P ₁
<i>Mesophyllum lichenoides</i> (J.Ellis) Me. Lemoine	1, 6, 7	P ₁ , P ₂
Order Hildenbrandiales		
Family Hildenbrandiaceae		
<i>Hildenbrandia rubra</i> (Sommerfelt) Meneguini		P ₂
Order Nemaliales		
Family Liagoraceae		
<i>Liagora distenta</i> (Mertens ex Roth) J.V. Lamouroux		P ₁
<i>Liagora viscida</i> (Forsskål) C. Agardh		P ₁
Family Nemaliaceae		
<i>Nemalion elminthoides</i> (Vellay) Batters	6, 7	P ₁ , P ₂
Family Scinaiceae		

Taxa	Location in this study	Previous reference
<i>Scinaia furcellata</i> (Turner) J. Agardh		P ₁
Order Peyssonneliales		
Family Peyssonneliaceae		
<i>Peyssonnelia bornetii</i> Boudouresque & Denizot		P ₁
<i>Peyssonnelia coriacea</i> Feldmann		P ₂
<i>Peyssonnelia dubyi</i> P. Crouan & H. Crouan		P ₁
<i>Peyssonnelia squamaria</i> (S.G. Gmelin) Decaisne		P ₁ , P ₂
Order Plocamiales		
Family Plocamiaceae		
<i>Plocamium cartilagineum</i> (Linnaeus) P.S. Dixon		P ₁ , P ₂
<i>Plocamium raphelisianum</i> P.J.L. Dangeard	1, 3, 4, 6, 7	
Order Rhodymeniales		
Family Champiaceae		
<i>Champia compressa</i> Harvey	1, 2, 4, 7	
<i>Champia parvula</i> (C. Agardh) Harvey	1, 2, 5, 7	P ₁
<i>Gastroclonium clavatum</i> (Roth) Ardissonne	1, 7	P ₁ , P ₂
<i>Gastroclonium reflexum</i> (Chauvin) Kützing ¹	1, 4, 7	
Family Lomentariaceae		
<i>Lomentaria articulata</i> (Hudson) Lyngbye ⁹	1, 6, 7	
* <i>Lomentaria articulata</i> var. <i>linearis</i> Zanardini	7	
Family Rhodymeniaceae		
<i>Botryocladia botryoides</i> (Wulfen) Feldmann	6	P ₁
<i>Rhodymenia caespitosa</i> P.J.L. Dangeard	7	
<i>Rhodymenia pseudopalmata</i> (J.V. Lamouroux) P.C. Silva ⁹	6, 7	
Classe Stylonematophyceae		
Order Stylonematales		
Family Stylonemataceae		
<i>Chrodactylon ornatum</i> (C. Agardh) Basson		P ₁
<i>Stylonema alsidii</i> (Zanardini) K.M. Drew	1, 4, 6, 7	P ₁ , P ₂
<i>Stylonema cornu-cervi</i> Reinsch		P ₁

Notes

¹The twelve species identified in this study were reported newly for the Mediterranean coast of Morocco. However, all of these species have been signaled in the Atlantic coast of Morocco by Benhissoune *et al.* (2001, 2002a, b, 2003).

²*Ceramium giacconei* was described by Cormaci and

Furnari (1991) to accommodate the entity previously known in the Mediterranean as *Ceramium cingulatum* Weber-van Bosse. Therefore, the single record of the later species by González-García and Conde-Poyales (1994), should be treated as *C. giacconei*.

³Reported as *Ceramium nodulosum* by González-García and Conde-Poyales (1994). *Ceramium virgatum* was cited by C. Agardh (1811) as a synonym of *C.*

rubrum and later noted as possibly conspecific with *C. nodulosum* (Maggs & Hommersand, 1993). But Silva *et al.* (1996) point out that *C. nodulosum* Ducluzeau, the name proposed by Maggs and Hommersand (1993) to accommodate the species commonly reported as *C. rubrum* (Hudson) C. Agardh, cannot be used. Later, Maggs *et al.* (2002) suggested that the name *C. virgatum* Roth should be used for *C. nodulosum* (Lightfoot) Ducluzeau.

⁴Barros-Barreto *et al.* (2006) reported that *Centroceras clavulatum* (C. Agardh) Montagne may consist of a species complex. Recently, Won *et al.* (2009) indicated that *C. clavulatum* has a biogeographic distribution limited to the Pacific Ocean. More recently, Hassoun *et al.* (2018) pointed out that all specimens of *Centroceras* examined from Morocco are not *C. clavulatum* but *C. gasparrinii*. As a result, *C. clavulatum* was excluded from Moroccan flora and replaced with *C. gasparrinii*.

⁵*Polysiphonia stricta* and *Ectocarpus crouanii* were previously reported only in one reference in an unpublished thesis (Kazzaz, 1989). Thus, the presence of the two species in Morocco was confirmed in this study. Furthermore, this is the first record of *Ectocarpus crouanii* in Africa.

⁶Confirmation of presence in Morocco for *Erythrotrichia investiens*, which was reported just in the study of González-García and Conde-Poyales (1991). This is one of the rare records of this species in Africa after the first report was made by John *et al.* (1979).

⁷This is the first record of *Porphyrostromium ciliare* in Morocco and Africa after the only record of this species was made by Dangeard (1949) from the Atlantic.

⁸The two green algae and four red seaweeds present in our checklist were reported from Morocco for the second time after the investigation conducted by Riadi *et al.* (2011).

⁹Confirmation of presence in the Mediterranean coast of Morocco for ten species previously signaled in an unpublished national thesis (Kazzaz, 1989).

In this study, the results have indicated that Rhodophyta represent the dominant group with four classes (Bangiophyceae, Compsopogonophyceae, Florideophyceae and Stylonematophyceae) and 19 orders (see table 1). They encompass 207 taxa within 39 families. The family Rhodomelaceae contained the most species (38) grouped in 17 genera, followed by the Ceramiaceae with 25

species. Moreover, *Ceramium* (12), *Gelidium* (12) and *Polysiphonia* (11) were the most diverse genera among the red algae.

A total of 51 taxa belonging to the Ochrophyta (Phaeophyceae) were signaled in this catalogue, under 13 different families. Sargassaceae was the most diverse family among brown algae with 14 taxa, followed by the Dictyotaceae with 8 species. Additionally, the genus *Cystoseira* has the most taxa (12 species) among the brown algae of PNAH.

Regarding the Ulvophyceae, 48 taxa from 12 families have been reported from the coastline of the National Park of Al-Hoceima. The most species-rich family among the Ulvophyceae, was the Cladophoraceae with 17 taxa, followed by the Ulvaceae with 10 species. Furthermore, *Cladophora* with 11 and *Ulva* with 10 were the most species-rich genera in green algae of the Park.

Using present-day taxonomy, 306 taxa of marine algae have been registered from the Al-Hoceima National Park in this investigation. The data were amended and complemented by the bibliographic analysis of the following works (González-García & Conde-Poyales, 1994 and González-García *et al.*, 2017). Among the 306 taxa, 95 species were not found in our samples and 93 were newly reported to the Park, and the taxonomic identity of 26 taxa was amended (Figure 2).

In comparison with the checklist of seaweed of Morocco (Benhissoune *et al.*, 2001, 2002a, 2002b, 2003), our checklist found to contain more than two-third (306 vs. 403) of the species recorded in the Mediterranean coast of Morocco, which represent a high percentage (76%) (Figure 3).

Conclusion

In conclusion, to the best of our knowledge, this is the first inclusive seaweeds checklist of Al-Hoceima National Park. The seaweeds catalogue encompasses 306 taxa, which represent more than two-third of the total species reported in the Mediterranean shore of Morocco. This fact evidences that Al-Hoceima National Park

	Class	Order	Family	Genus	Species
Chlorophyta	1	3	12	17	48
Ochrophyta	1	6	13	23	51
Rhodophyta	4	19	39	103	207
Total	6	28	64	143	306

Table 1. Number of seaweeds taxa according to different taxonomic groups (Class, order, family, genus and species).

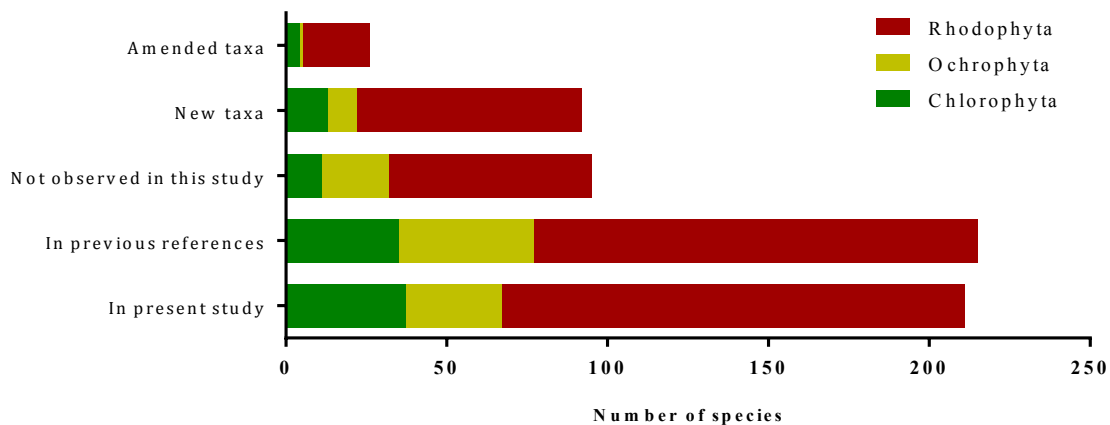


Figure 2. Detailed comparison of the PNAH seaweed flora: our study and previous works

Figura 2. Comparación detallada de la flora de algas marinas PNAH: nuestro estudio y trabajos anteriores

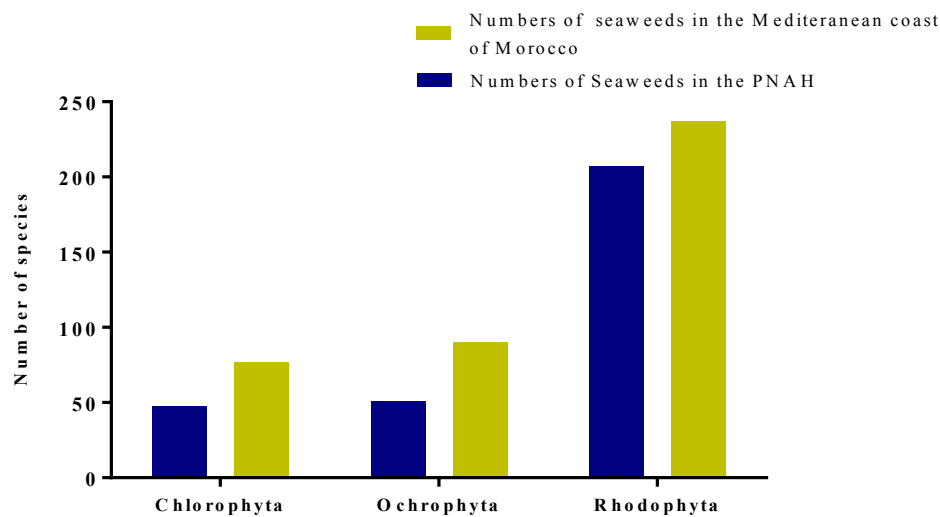


Figure 3. Numbers of species of seaweeds listed in the Mediterranean coast of Morocco (Benhissoune *et al.*, 2001, 2002a, b, 2003) and Al-Hoceima National Park (this study).

Figura 3. Números de especies de algas marinas identificadas en la costa Mediterránea de Marruecos (Benhissoune *et al.*, 2001, 2002a, b, 2003) y en el Parque Nacional de Al-Hoceima (En nuestra investigación).

of Morocco has a great diversity of species. Moreover, this study showcases the need for more phycological studies in other localities along the Mediterranean coast of Morocco, in order to clarify their algal biodiversity.

Publishing this checklist will improve its accessibility to the international society. Furthermore, the seaweed diversity information provided in this catalogue could serve as an infrastructure for future phycological investigations of the taxa in this Specially Protected Area of Mediterranean Importance.

Acknowledgements

The authors are indebted to the RODPAL organization, especially Mr. Hakim Messaoudi, for their support with the administrative and logistic assistance during the expeditions to Al-Hoceima National Park. We thank Mr. Hamid Kaouass for his collaboration in the production of the PNAH map. We express our gratitude towards Dr Michael J. Wynne (University of Michigan) for identified, gave complementary information and for supplying the hard-to-find literature about the newly species. Special thanks are given to Dr. Michael Guiry for his help with retrieving the taxonomic status of some species.

References

- Agardh, C. A. 1811 [1810-1812]. Dispositio algarum Sueciae... Pp 17-26. Litteris Berlingianis Lundae [Lund].
- Altamirano, M., de la Rosa, J., Zanolla, M., Souza-Egipsy, V. & Diaz, J. (2010). New records for the Benthic Marine Flora of Chafarinas Islands (Alborán Sea, Western Mediterranean). *Acta Botanica Malacitana*, 35, 165-167.
- Ballesteros, E. (1990). Check-list of benthic marine algae from Catalonia (north-west Mediterranean). *Treballs de l'Institut Botànic de Barcelona*, 13, 5-52.
- Barros-Barreto, D., Beatriz, M., Mclvor, L., Maggs, C. A. & Gomes Ferreira, P. C. (2006). Molecular systematics of *Ceramium* and *Centroceras* (Ceramiaceae, Rhodophyta) from Brazil. *Journal of Phycology*, 42, 905-921.
- Benhissoune, S., Boudouresque C. F. & Verlaque, M. (2001). A check-list of marine seaweeds of the Mediterranean and Atlantic coasts of Morocco. I. Chlorophyceae. *Botanica Marina*, 44, 171-182.
- Benhissoune, S., Boudouresque C. F. & Verlaque, M. (2002a). A check-list of marine seaweeds of the Mediterranean and Atlantic coasts of Morocco. II. Phaeophyceae. *Botanica Marina*, 45, 217-230.
- Benhissoune, S., Boudouresque, C. F., Perret-Boudouresque, M. & Verlaque M. (2002b). A checklist of the seaweeds of the Mediterranean and Atlantic coasts of Morocco. III. Rhodophyceae (excluding Ceramiales). *Botanica Marina*, 45, 391-412.
- Benhissoune, S., Boudouresque, C. F., Perret-Boudouresque, M. & Verlaque M. (2002b). A checklist of the seaweeds of the Mediterranean and Atlantic coasts of Morocco. IV. Rhodophyceae Ceramiales. *Botanica Marina*, 46, 55-68.
- Bueno del Campo, I. & González-García, J. A. (1996). *Guía marina de la región de Melilla. Colección Ensayos Melillenses*. Fundación Municipal Sociocultural. Excmo. Ayuntamiento de Melilla, Melilla, 276 pp.
- Coll, M., Piroddi, C., Steenbeek, J., Kaschner, K., Ben Rais Lasram, F., Aguzzi, J., Ballesteros, E., Bianchi, C. N., Corbera, J., Dailianis, T., Estrada, M., Frogli, C., Galil, B. S., Gasol, J.M., Gertwagen, R., Gil, J., Guilhaumon, F., Kesner-Reyes, K., Kitsos, M. S., Koukouras, A., Lampadariou, N., Laxamana, E., López-Fé de la Cuadra, C. M., Lotze, H. K., Martin, D., Mouillot, D., Oro, D., Raicevich, S., Rius-Barile, J., Saiz-Salinas, J. I., San Vicente, C., Somot, S., Templado, J., Turon, X., Vafidis, D., Villanueva, R. & Voultsiadou, E. (2010). The Biodiversity of the Mediterranean Sea: Estimates, Patterns, and Threats. *PLoS ONE*, 5 (8), e11842. doi:10.1371/journal.pone.0011842
- Conde Poyales, F. (1984). Contribución al conocimiento de la flora algal bentónica del Mar de Alborán, Islas Chafarinas. *Acta Botanica Malacitana*, 9, 41-46.
- Conde Poyales, F. (1989). Ficogeografía del mar de Alborán en el contexto del Mediterráneo occidental. *Anales del Jardín Botánico de Madrid*, 46, 21-26.
- Cormaci, M. & Furnari, G. (1991). The distinction of *Ceramium giacconeii* sp. nov. (Ceramiales, Rhodophyta) in the Mediterranean Sea from *Ceramium cingulatum*. *Cryptogamie, Algologie*, 12 (1), 43-53.
- Cormaci, M., Furnari, G. & Alongi, G. (2014). Flora marina bentonica del Mediterraneo: Chlorophyta. *Bollettino delle sedute della Accademia Gioenia di Scienze Naturali in Catania*, 47, 11-436.
- Cormaci, M., Furnari, G., & Alongi, G. (2017). Flora marina bentonica del Mediterraneo: Rhodophyta (Rhodymeniophycidae excluse). *Bollettino Accademia Gioenia di Scienze Naturali in Catania*, 50 (380), 1-391.
- Cormaci, M., Furnari, G., Giaccone, G. & Serio, D. (2004). Alien macrophytes in the Mediterranean Sea: a review. *Recent Research Developments in Environmental Biology*, 1, 153-202.
- Cormaci, M., Furnari, G., Catra, M., Alongi, G. & Giaccone, G. (2012). Flora marina bentonica del Mediterraneo: Phaeophyceae. *Bollettino dell' Accademia Gioenia di Catania*, 45 (375), 1-508.
- Dangeard, P. (1949). Les algues marines de la côte occidentale du Maroc. *Le Botaniste*, 34, 89-189.
- Flores-Moya, C. & Conde Poyales, F. (1998). Nuevas citas de macroalgas marinas para las islas Chafarinas. *Acta Botanica Malacitana*, 23, 197-199.
- Furnari, G., Giaccone, G., Cormaci, M., Alongi, G. & Serio, D. (2003). Marine biodiversity of Italian coasts: catalogue of the macrophytobenthos. *Biologia Marina Mediterranea*, 10 (1), 3-482.
- Gómez Garreta, A., Gallardo, T., Ribera, M.A., Cormaci, M., Furnari, G., Giaccone, G. & Boudouresque, C. F. (2001a). Check-list of Mediterranean Seaweed. III. Rhodophyceae Rabenh. 1. Ceramiales Oltm. *Botanica Marina*, 44 (5), 425-460
- González-García, J.A. (1994). *La flora marina de Melilla. Colección Ensayos Melillenses*. Fundación Municipal Sociocultural. Excmo. Ayuntamiento de Melilla, Melilla, 212 pp.
- González García, J. A. & Conde Poyales F. (1994). Catálogo del macrofitobentos del Mediterráneo de Marruecos. *Acta Botanica Malacitana*, 19, 5-27.
- González García, J. A. & Conde Poyales, F. (1991). Estudio florístico, fenológico, autoecológico y fitogeográfico del macrofitobentos de la Mar Chica (Sebcha Buareg de Nador, Mediterráneo Marroquí). *Acta Botanica Malacitana*, 16, 63-80.
- González García, J. A., Paredes Ruiz, P. & Mirón, C. E. (2017). Catálogo de Macroalgas de los Peñones de Alhucemas y vélez de la gomera (Mediterráneo Occidental, Mar de Alborán). *Algas. Boletín Informativo de la Sociedad Española de Ficología*, 53, 33-38.
- Guiry, M.D. & Guiry, G.M. (2018). *AlgaeBase. World-wide electronic publication. National University of Ireland, Galway*. <http://www.algaebase.org>. (Assessed 27 November 2018).
- Hassoun, M., Wynne, M.J., Moussa, H., Salhi, G., Zbakh, H., Riadi, H. & Kazzak, M. (2018). An investigation of members of the tribe Ceramieae (Ceramiaceae, Rhodophyta) occurring on the Mediterranean and Atlantic shores of Morocco. *Algae*, 33(3), 243-267. <https://doi.org/10.4490/algae.2018.33.8.29>
- Hassoun, M., Salhi, G., Bouksir, H., Moussa, H., Riadi, H. & Kazzak, M. (2014). *Codium tomentosum* var. *mucronatum* et son epiphyte *Aglaothamnion pseudobyssoides*, deux nouvelles espèces d'algues benthiques pour la phycoflore du Maroc. *Acta Botanica*

- Malacitana*, 39, 37-44.
- Hassoun, M., Moussa, H., Salhi, G., Zbakh, H., Riadi, H. & Kazzaz, M. (2018). New records of benthic marine algae from Morocco. *Acta Botanica Malacitana*, 43. <http://dx.doi.org/10.24310/abm.v43i0.3265>
- Hassoun, M., Moussa, H., Zbakh, H., Riadi, H., Kazzaz, M. & Salhi, G. (2015). First record of *Polyneura bonnemaisonii* (Delesseriaceae, Rhodophyta) from the Atlantic Ocean of Africa. *Marine Biodiversity Records*, 8, e139. <https://doi.org/10.1017/S1755267215001190>
- Hassoun, M., Salhi, G., Kazzaz, M., Riadi, H. & Moussa, H. (2016a). New records of *Polysiphonia sensu lato* from the Atlantic Ocean in Morocco. *Marine Biodiversity*, 46(2), 443-449. <https://doi.org/10.1007/s12526-015-0387-8>
- Hassoun, H., Salhi, G., Moussa, H., Riadi, H., Kazzaz, M. & Zbakh, H. (2016b). *Ceramium cornutum* and *Ceramium pallidum* (Rhodophyta: Ceramiales) two new records for Morocco: morphology and reproductive structures. *Botany Letters*, 163 (1), 25-31.
- John, D.M., Price, J.H., Maggs, C.A. & Lawson, G.W. (1979). Seaweeds of the western coast of tropical Africa and adjacent islands: a critical assessment. III. Rhodophyta (Bangiophyceae). *Bulletin of the British Museum (Natural History) Botany*, 7, 69-82.
- Katsanevakis, S., Acar, Ü., Ammar, I., Balci, B.A., Bekas, P., Belmonte, M., Chintiroglou, C. C., Consoli, P., Dimiza, M., Fryganiotis, K., Gerovasileiou, V., Gnisci, V., Gülşahin, N., Hoffman, R., Issaris, Y., Izquierdo-Gomez, D., Izquierdo-Munoz, A., Kavadas, S., Koehler, L., Konstantinidis, E., Mazza, G., Nowell, G., Önal, U., Özen, M. R., Pafilis, P., Pastore, M., Perdikaris, C., Poursanidis, D., Prato, E., Russo, F., Sicuro, B., Tarkan, A. N., Thessalou-Legaki, M., Tiralongo, F., Triantaphyllou, M., Tsiamis, K., Tunçer, S., Turan, C., Türker, A. & Yapici, S. (2014). New Mediterranean biodiversity records. *Mediterranean Marine Science*, 15(3), 675-695.
- Kazzaz, M. (1989). *Contribution à l'étude de la flore algale marine de la région Ouest de la Méditerranée*. MSc Thesis. Université Mohammed V, Morocco, 246 pp.
- Maggs, C.A., Ward, B.A., Mclvor, L.M., Evans, C.M., Rueness, J. & Stanhope, M.J. (2002). Molecular analyses elucidate the taxonomy of fully corticated, nonspiny species of *Ceramium* (Ceramiales, Rhodophyta) in the British Isles. *Phycologia*, 41, 409-420.
- Maggs, C.A. & Hommersand, M.H. (1993). *Seaweeds of the British Isles Vol. 1. Rhodophyta Part A, 3. Ceramiales*. Natural History Museum, London, 444 pp.
- Moussa, H., Wynne, M. J., Hassoun, M., Salhi, G., Zbakh, H. Kazzaz, M. & Riadi, H. (2015). On the occurrence of three red algal species new to the Mediterranean Sea in Al-Hoceima National Park (Morocco). *Botanica Marina*, 58 (6): doi: <http://dx.doi.org/10.1515/bot-2015-0048>.
- Navarro, M. J. & Gallardo. T. (1989). Aportación al conocimiento de la flora bentónica de las costas mediterráneas africanas occidentales. *Botanica Complutensis*, 15, 203-214.
- Ni-Ni-Win, Hanyuda, T., Draisma, S.G.A., Furnari, G., Meinesz, A. & Kawai, H. (2011). *Padina ditristromatica* sp. nov. and *Padina pavonicoides* sp. nov. (Dictyotales, Phaeophyceae), two new species from the Mediterranean Sea based on morphological and molecular markers. *European Journal of Phycology*, 46 (4), 327-341.
- PNUE-PAM-CAR/ASP, (2009). *Report of Meeting of MED Pol Focal Points*. UNEP (DEPI)/MED WG. 337/inf.6. Meeting of MAP Focal Points, Athens, Greece, 97 pp.
- Riadi, H., Salhi, G., Boukssir, H., Moussa, H. & Hassoun, M. (2013). *Acrosymphyton purpuriferum* (J. Agardh) Sjöstedt et *Balliella cladoderma* (Zanardini) Athanasiadis, deux nouvelles espèces d'algues benthiques de la Méditerranée marocaine. *Bulletin de l'Institut Scientifique, Rabat, Section Sciences de la Vie*, 35, 9-14.
- Riadi, H., Salhi, G., Saoud, Y., Kadiri, M. & Kazzaz, M. (2011). Nuevas aportaciones a la flora algal de las costas marroquíes. *Acta Botanica Malacitana*, 36, 161-163.
- Ribera, M. A., Garreta, A.G., Gallardo, T., Cormaci, M., Furnari, G. & Giaccone, G. (1992). Check-list of Mediterranean seaweeds. I. Fucophyceae (Warming, 1884). *Botanica marina*, 35 (2), 109-130.
- Salhi, G., Hassoun, M., Moussa, H., Zbakh, H. & Riadi, H. (2016). First record of *Rhodymenia holmesii* (Rhodymeniaceae, Rhodophyta) for the Mediterranean Sea from Morocco. *Marine Biodiversity Records*, 9:62.
- Salhi, G., Hassoun, M., Moussa, H., Zbakh, H., Kazzaz, M., & Riadi, H. First record of the red alga *Tiffaniella gorgonea*: an introduced species in the Mediterranean Sea. *Botanica Marina*. Doi: <https://doi.org/10.1515/bot-2017-0129>
- Tsiamis, K., Panayotidis, P., Economou-Amilli, A. & Katsaros, C. (2013). Seaweeds of the Greek coasts. I. Phaeophyceae. *Mediterranean Marine Science*, 14, 141-157.
- Tunesi, L., Mo, G., Salvati, E., Molinari, A., Rais, C. Limam, A., Benhamza, A., Benhissoune, S., Nachite, D., Zeichen, M., Agnesi, S., Di Nora, T., Piccione, M. E., Bazairi, H. & Sadki, I. (2003). *Rapport global des travaux de prospection de la partie marine du Parc National d'Al-Hoceima*. Projet Régional pour le Développement d'Aires Protégées Marineset Côtieres dans la Région Méditerranéenne (Projet MedMPA). CAR/ASPPAM-PNUE, 111 pp.
- Limam, A., Benhamza, A., Benhissoune, S., Nachite, D., Zeichen, M., Agnesi, S., Di Nora, T., Piccione, M. E., Bazairi, H. & Sadki, I. (2003). *Rapport global des travaux de prospection de la partie marine du Parc National d'Al-Hoceima*. Projet Régional pour le Développement d'Aires Protégées Marineset Côtieres dans la Région Méditerranéenne (Projet MedMPA). CAR/ASPPAM-PNUE. 111 pp.
- Verlaque, M., Ruitton, S., Mineur, F. & Boubouresque, C.F. (2015). *CIESM Atlas of Exotic Species in the Mediterranean. Vol. 4. Macrophytes*. CIESM Publishers, Monaco, 362 pp.
- Won, B.Y., Cho, T.O. & Fredericq, S. (2009). Morphological and molecular characterization of species of the genus *Centroceras* (Ceramiales, Ceramiales), including two new species. *Journal of Phycology*, 45, 227-250.