

Synergistic effects in anaerobic codigestion of chicken manure with industrial wastes

Liliana del Pilar Castro-Molano, Humberto Escalante-Hernández, Luis Enrique Lambis-Benítez & José Daniel Marín-Batista

*Escuela de Ingeniería Química, Grupo de Investigación INTERFASE, Universidad Industrial de Santander, Bucaramanga, Colombia.
licasmol@uis.edu.co, escala@uis.edu.co, lel_b_23@hotmail.com, jdmbatista05@gmail.com*

Received: October 9th, 2017. Received in revised form: June 22nd, 2018. Accepted: July 18nd, 2018.

Abstract

Synergy in anaerobic codigestion is described as positive interactions between a substrate and cosubstrate(s). Synergistic effects increase methane production over the weighted average methane production from monodigestion. Limited current knowledge defines synergy as a parameter in the plant control and design and in solving operational problems. In this study, synergy was determined in the anaerobic codigestion of chicken manure with industrial wastes (sugarcane molasses, cheese whey, and crude glycerol). A simplex lattice mixture design was used to determine mixing ratios. Synergy was assessed in terms of substrate composition and ammonia inhibition. The greatest synergistic effects were achieved with ternary mixtures. Synergy was also noticed when total ammonia nitrogen concentrations decreased and the organic load increased. Nonetheless, it was concluded that synergy could be reliably achieved when cosubstrate supplementation reduces ammonia inhibition and increases methane production as increases in organic load.

Keywords: anaerobic codigestion; chicken manure; industrial wastes; mixture design; synergistic effects.

Efectos sinérgicos en la codigestión anaerobia de gallinaza y residuos industriales

Resumen

La sinergia en la codigestión anaeróbica se describe como interacciones positivas entre sustrato y co sustratos. Los efectos sinérgicos aumentan la producción de metano con respecto a la monodigestión. Actualmente, se cuenta con un conocimiento limitado sobre las aplicaciones de la sinergia como parámetro para la solución de problemas operativos en sistemas anaerobios. En este estudio se determinó la sinergia en la codigestión anaeróbica de gallinaza con residuos industriales (melaza de caña de azúcar, lactosuero, y glicerol crudo). Las proporciones de mezclas fueron determinadas a partir de un diseño de mezcla simplex. La sinergia se evaluó en términos de composición de sustrato e inhibición de amoníaco. La sinergia se evidencia cuando reduce la inhibición del amoníaco y aumenta la producción de metano a medida que incrementa la carga orgánica, siendo el efecto más favorable en mezclas terciarias.

Palabras claves: codigestion anaerobia; diseño de mezcla; efectos sinérgicos; gallinaza; residuos industriales.

1. Introduction

Anaerobic digestion (AD) is an effective technology for the conversion of organic wastes into methane-rich biogas and nutrient recovery [1]. In particular, chicken manure (CM) is an attractive substrate for anaerobic digestion owing to its high organic matter content, mainly comprising proteins [2]. Anaerobically, proteins hydrolyse into ammonia, which diffuses

within microbial cells and disrupts cellular homeostasis. Ammonia concentrations over 2,500 mg/L reduce the methanogen population affecting methane yields [3].

The Anaerobic digestion of CM mixed with carbon-rich organic wastes has been proven to decrease the probabilities of ammonia inhibition and VFA accumulation [4]. The digestion of two or more substrates together known as anaerobic codigestion (AcoD) can overcome several inherent problems

How to cite: Castro-Molano, L.dP., Escalante-Hernández, H., Lambis-Benítez, L.E., and Marín-Batista, J.D., Synergistic effects in anaerobic codigestion of chicken manure with industrial wastes. DYNA, 85(206), pp. 135-141, September, 2018.

associated with single substrate digestion such as the lack of micronutrients, imbalanced C/N ratio, and unfavourable (i.e. too high or too low) organic loading rates [5]. Abouelenien et al., (2014) [4] summarized the operational conditions for the codigestion of CM with agro wastes. In most of studies summarized in this report, mixture ratios were selected randomly to achieve optimal C/N ratios (25 to 30). However, mixtures with low C/N ratios have also been used successfully to achieve low partial increases in methane yield [6]. Moreover, the codigestion assays were conducted under wet conditions (solid concentrations of <10%), which is unfeasible for industrial application because of high water consumption and the too large required digester size [7]. Then, complementariness among physicochemical characteristics of wastes was not a decisive selection criterion to ensure the effectiveness of the mixture against further industrial application.

In AcoD, increased methane production is associated with both synergistic effects and an increase in organic load. Synergistic effects may include additional methane yield for codigestion over the weighted average of the individual substrate's methane yield [8]. This may explain the increase in methane yield via the addition of the cosubstrate. Previous studies have reported stable digestion, enhanced gas yields, and improved economy of biogas plants in conjunction with this synergistic effect [9]. Biochemical methane potential and ammonia inhibition as well as synergy are directly linked to substrate composition [10]. The composition of substrate determines the efficacy of the microbial population, which in turn largely influences biogas yield, long-term process stability, and solid degradation rate [11].

On the other hand, methane production is largely influenced by the organic load or initial volatile solid (VS) concentration of the substrate in the digesters. The organic load and an accumulative volume of biogas are directly correlated [12]. If the organic load is very low, there is a risk of low microbial metabolic activity, in turn leading to low biogas production [13]. In contrast, if the substrate's concentration is too high, the process may be inhibited by an overload of intermediate compounds such as VFA and ammonia [14]. Additionally, Mata-Alvarez et al. [15] documented that industrial AcoD plants should be limited by the transport cost of the cosubstrate from the generation point to plant location. In this sense, the increases in the organic loading rate will impact higher in the biogas plant cost-effectiveness rather than synergy.

Because of the potential for ammonia inhibition, biogas plants that treat chicken manure are forced to operate below full capacity. It is clear that the concept of synergy is still limited in its application to solving operational problems during the digestion process. Therefore, the impact of synergy on AcoD with high organic load concentrations must be determined in order to increase biogas production and reduce ammonia inhibition. Reliable AcoD modelling is needed to predict, in a clear and quantifiable manner, the effects of mixing two or more wastes in digesters and to mitigate any negative effects of this mixing [10]. Models are also useful in estimating important biochemical parameters, such as biodegradability, hydrolysis rate, and inhibition constant, which are critical in AD design, performance, and troubleshooting [10]. This study aimed to evaluate the synergistic effects of chicken manure with industrial wastes: sugar cane molasses (SCM), cheese whey

(CW), and crude glycerol (CG) during AcoD. Cosubstrates were selected based on the ease to introduce them into the production chain of the Colombian poultry industry.

2. Materials and methods

2.1. Inoculum and wastes

The inoculum was cattle manure collected from a cattle slaughterhouse. The cattle manure was incubated at 25 °C to reduce residual organic matter content. The inoculum comprised a soluble chemical oxygen demand (COD) of 777 mg/L, 28.2 g total solid (TS)/kg, and 65% VS-to-TS ratio.

The substrate and cosubstrates were collected from Colombian industries. CM was obtained from a chicken farm, sugarcane molasses (SCM) from a sugar cane refinery, crude glycerol (CG) from an oil refinery and cheese whey (CW) from a dairy company. The characterization of wastes was shown in Table 2.

2.2. Identification of synergistic and antagonistic effects

2.2.1. Experimental set-up

The methanation assay was carried out in triplicate at 37 ± 2 °C for 30 days according to procedures described by [16]. The initial VS ratio of inoculum to substrate was maintained at 2:1 throughout the experimental setup. Each 60-mL reactor contained an organic load of 9 g VS/L, 12 mL of inoculum, and sufficient distilled water to adjust total volume to 35 mL. Reactors were mixed by inverting once per day. Blanks containing inoculum and no substrate were used to correct for background methane potential in the inoculum. All reactors were purged with nitrogen gas and sealed using butyl rubber and an aluminium cap. Methane produced during methanation assay was quantified by the volumetric displacement of an alkaline solution. The volume of methane displaced was normalized and expressed in terms of specific methane production (SMP) $\text{m}^3 \text{CH}_4/\text{kg VS added}$.

2.2.2. Experimental mixture design

In order to eliminate the randomness of blending, the assay was run based on a simplex lattice design {4,3} augmented with three axial points. The mixture design was created using MINITAB 17 software (license 17.1.0.0) and represented graphically as a tetrahedron made up by a triangular base and three triangular faces called simplex (Fig. 1). Three simplex regions of interest were tested: A {CM, SCM, CG}, B {CM, CG, CW}, and C {CM, SCM, CW}. Each simplex consisted of 13 points (mixture ratios) where vertices corresponded to ratios with 100% single substrate. The upper vertex of the tetrahedron was the pure CM ratio which is also the upper vertex in each simplex. Vertices on the base of tetrahedron comprised pure ratios of 100% SCM, 100% CG, and 100% CW. Points on the axis corresponded to binary mixtures. Interiors points on each simplex corresponded to ternary mixtures. All points of the tetrahedron are listed in Table 1. MINITAB 17 was also used for statistical analysis of the experimental data via one-way ANOVA. Fisher least significant difference was calculated with 95% confidence to conduct pairwise comparisons of the SMP means.

Table 1.
Augmented simplex lattice design {4,3}

Ratios	Simplex A			Simplex B			Simplex C		
	CM	SCM	CG	CM	CG	CW	CM	CW	SCM
1	17	66	17	17	66	17	17	66	17
2	33	0	67	33	0	67	33	0	67
3	0	67	33	0	67	33	0	67	33
4	100	0	0	100	0	0	100	0	0
5	33	67	0	33	67	0	33	67	0
6	34	33	33	34	33	33	34	33	33
7	17	17	66	17	17	66	17	17	66
8	0	0	100	0	0	100	0	0	100
9	67	0	33	67	0	33	67	0	33
10	67	33	0	67	33	0	67	33	0
11	0	33	67	0	33	67	0	33	67
12	66	17	17	66	17	17	66	17	17
13	0	100	0	0	100	0	0	100	0

Source: The authors

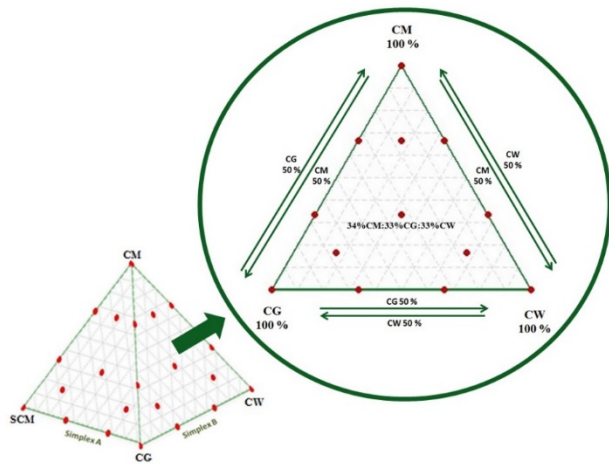


Figure 1 Simplex lattice design for substrate and cosubstrates tested.
Source: The authors

2.2.3. Evaluation of synergistic and antagonistic effects

Synergistic or antagonistic effects were identified as a qualitative parameter for evaluation of process performance. Synergistic effects could be seen as additional SMP obtained during co-digestion over the weighted average of the individual feedstock's SMP [8]. Weighted SMP (WSMP) was calculated using Eq. 1, as follows:

$$WSMP = \frac{(Y_{CM} \times \alpha) + (Y_{SCM} \times \beta) + (Y_{CG} \times \delta) + (Y_{CW} \times \theta)}{\alpha + \beta + \delta + \theta} \quad (1)$$

Where Y_{CM} refers to the SMP obtained from the digestion of CM as a mono-substrate. Y_{SCM} , Y_{CG} , and Y_{CW} are the SMPs obtained via singular digestion of their respective co-substrates. Moreover, $\alpha + \beta + \delta + \theta$ corresponds to the sum of the VS fractions added by CM, SCM, CG, and CW, in that order.

Synergistic effects were determined using Eq. 2, as follows:

$$\phi = \frac{SMP}{WSMP} \quad (2)$$

Where SMP refers to the SMP achieved for the ratio tested. WSMP corresponds to the weighted average experimental SMP calculated using Eq. 1. If $\phi > 1$, the mixture presented synergistic effects. If $\phi < 1$, the mixture presented antagonistic effects. If $\phi = 1$, the effects of the mixture during co-digestion were unclear.

2.3. Analysis of synergistic effects in terms of performance and inhibition

The ratios of each simplex with the highest synergistic effect were evaluated at organic loads of 9 and 18 g VS/L. The methanation assay was performed with the same operating conditions as in the previous stage. SMP and final TAN concentration were considered as response variables. The traditional first-order model was used to evaluate the kinetic degradation of the mixture with highest synergistic effects for both organic loads, according to Eq. 3:

$$SMP(t) = SMP_{max}(1 - \exp(-K_{dis}t)) \quad (3)$$

Where $SMP(t)$ refers to the SMY obtained with digestion time t , SMP_{max} refers to the highest theoretical SMP, and K_{dis} refers to the first-order hydrolysis constant. Model parameters were calculated using the curve-fitting toolbox (cftool) of MATLAB R2014a, license 271828.

2.4. Analytical techniques

Analyses of total solids (TS), volatile solids (VS), chemical oxygen demand (COD), total Kjeldahl nitrogen, total ammonia nitrogen (TAN), total organic carbon, proteins, and lipids were performed according to standard methods for the examination of wastewater of the American Public Health Association [17]. The total amount of carbohydrates was estimated via Van Soest methods [18]. The pH values were determined using a pH meter (691, Metrohm).

3. Results and Discussion

3.1. Characterisation of wastes

The main characteristics of the substrate (CM) and cosubstrates (SCM, CG, and CW) are summarised in Table 2. All residues showed pH values below 6.5, except CM, with a pH value of 7.5. Moreover, residues had VS/TS ratios between 0.52 and 0.98, indicating high potentially biodegradable organic matter content. Organic matter in the co-substrates in particular was readily biodegradable, making the process susceptible to acidification. The SCM had the highest carbohydrate content at 82.5%, while the CG and CW had the highest lipid (49.3%) and protein (23.0%) contents, respectively. On the other hand, each residue presented a C/N ratio outside the optimal range (20 to 25) for the anaerobic degradation process [15]. The CM had the lowest C/N ratio, which is consistent with a high TAN of 843.5 mg/L. Nevertheless, the substrate and co-substrates provided conditions conducive to unprofitable anaerobic process.

Table 2.

Characterization of substrate and cosubstrates

Parameter	Units	CM	SCM	CG	CW
pH	-	7.5	5.6	5.0	3.8
COD	g/L	198.0	1387.8	1914.0	53.0
TS	g/L	224.7	767.2	680.3	42.0
VS	g/L	116.9	561.2	670.4	37.7
VS/TS	-	0.52	0.73	0.98	0.90
Carbohydrates	%	17.1	82.5	41.2	55.3
Protein	%	23.5	5.8	5.6	23.0
Lipid	%	1.8	0.9	49.3	1.9
C/N	-	10.8	53.6	57.5	19.9
TAN	mg/L	843.5	7.8	23.3	46.7

(%) Percentage on wet basis

Source: The authors

Mixtures of residues could improve the biodegradability and stability of the anaerobic system.

3.2. Evaluation of synergy based on substrate composition

This section describes the synergistic effects of different carbohydrate, lipid, and protein concentrations during codigestion of CM with industrial agro wastes.

3.2.1. Specific methane production throughout simplex lattice design

Fig. 2 shows the frontal view of each face of simplexes a, b, and c. Each view corresponds to a contour plot of specific methane production (SMP) created using MINITAB 17. These contour plots were useful in identifying the effects of cosubstrates that were rich in carbohydrates (SCM), lipids (CG), and protein (CW) during the co-digestion process with chicken manure. From the contour plots, the responses were analysed statistically to delimit significant regions. Each region was marked using a colour scale from blue to green according to the magnitude of the response. The darkest green areas had the statistically highest SMP, while deepest blue zones showed the statistically lowest SMP values.

Fig. 2a shows the effects of mixing chicken manure with cosubstrates rich in carbohydrates (SCM) and lipids (CG) in simplex A. The maximum SMP was obtained between the centroid point and the CM:SCM:CG ratio of 17:17:64. The average SMP obtained within this region was $0.45 \pm 0.02 \text{ m}^3 \text{ CH}_4/\text{kg VS}$, representing an increase of 32% over the SMP of CM alone. This finding indicates that SMP from the codigestion process was increased due to the increased lipid concentration in the codigestion mixture compared to that when CM was digested alone. The concentrations of CG producing the maximum response areas were 1.53 g VS/L and 5.94 g VS/L. These values are consistent with those recommended by the literature to achieve high rates of solids removal using glycerol as a cosubstrate [19]. Consequently, the simplex zone with lowest SMP corresponded to the right vertex (pure CG), where crude glycerol concentration was 9 g VS/L. Then, the right vertex presented high lipid concentrations in the digestion system with the possible overloading.

Fig. 2b shows the results of interactions between CM,

CG, and CW in simplex B. The maximum response occurred in the area between the centroid point and the right vertex. For this region, the average SMP was $0.56 \pm 0.03 \text{ m}^3 \text{ CH}_4/\text{kg VS}$, equivalent to a 64% increase in SMP over that of CM alone. Then, affinity between CM and CW was presented for the simplex B. The affinity between CM and CW in particular could be a consequence of their protein-rich compositions. The affinity among the waste types reduced the lag phase increasing the biodegradability of the mixture [20]. Additionally, the high biochemical methane potential of CW facilitated an increase in SMP.

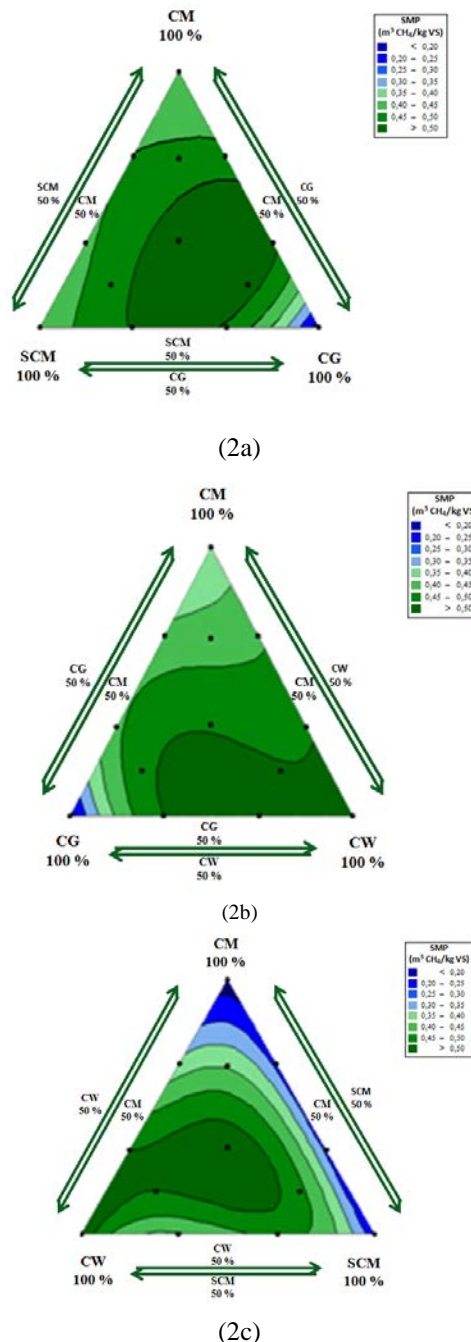


Figure 2. Contour plots for codigestion of CM with industrial agro-wastes. Source: The authors

For simplex c, the greatest response was achieved at the centroid point, where the mixing ratio was 3 g VS/L for each residue (Fig. 2c). In this zone, the average SMP was $0.55 \pm 0.04 \text{ m}^3 \text{ CH}_4/\text{kg VS}$, equivalent to a 62% increase in SMP over that of CM alone. A lower SMP was achieved throughout the right adjacent area, where high concentrations of SCM were present. Moreover, the rapid biodegradation rate of carbohydrate-rich waste supports the elimination of latent phases in proportion with high concentrations of lipids and proteins [10]. Nevertheless, moderate supplementation of carbohydrate-rich residues such as SCM improved the biodegradability of lipid-rich residues such as CG and proteins-rich residues as CM.

3.2.2. Identification of synergistic and antagonistic effects

In AcoD, synergistic and antagonistic effects can be used as stability parameters for further dissection of the SMP data. Synergy mitigates ammonia inhibition and improves digestive process stability [9] and, therefore, SMP. Synergistic effects result from contributions of cosubstrates in terms of alkalinity, trace elements, nutrients, or any other features that the substrate itself is lacking. Similarly, antagonistic effects may be due to several factors, such as a drop in pH, ammonia toxicity, or high concentrations of volatile fatty acid [8].

Table 3 shows the synergistic and antagonistic effects of mixtures of CM with residues rich in carbohydrates (SCM), lipids (CG), and proteins (CW). Synergistic effects occurred for binary mixtures when ϕ values were between 1.05 and 1.68. Most binary mixtures achieved synergistic effects, except for the CW:SCM ratio of 67:33, which presented an antagonistic ϕ value of 0.86. Antagonism reflects the instability of this mixture, which could have been due to the low pH values of CW and SCM. In general, all ternary mixtures produced synergistic effects, with ϕ values between 1.25 and 2.67, a higher range than that of the binary mixtures. The mixing ratios with the highest ϕ value in each simplex were considered optimal. For simplex A, the optimal synergistic ratio ($\phi = 2.67$) was the ternary mixture CM:SCM:CG of 17:17:66. For Simplex B, the optimal synergistic ratio was a CM:CG:CW mixture of 17:66:17, producing a ϕ value of 2.29. For Simplex C, the optimal synergistic ratio ($\phi = 1.38$) was the CM:SCM:CW mixture of 34:33:33. These findings confirmed the advantages of multi-component co-digestion over traditional digestion. [11] also found multi-component co-digestion to be a promising alternative in mitigating inhibition and improving anaerobic stability. According to their study, the synergy in the co-digestion of ternary and quaternary mixtures of solid wastes from dairy slaughterhouse plants (visors, blood, rumen) with manure, various crops, and municipal solid waste resulted in better distribution of nutrients, promoting rapid, beneficial development of microbial consortia.

Table 4 shows the nutritional composition (carbohydrates, lipids, and proteins) of the optimal synergistic mixtures. All optimal synergistic mixtures exhibited high carbohydrate concentrations, indicating that carbohydrates play a supporting role in anaerobic biodegradation process. Furthermore, proteins were found in intermediate concentrations for each optimal synergistic mixture, which could lead to controlled ammonia production in the anaerobic system. The CM:CG:SCM and CM:CG:CW

optimal ratios of 17:17:66 and 17:66:17, respectively, had lipid concentrations reaching 33%. Such concentrations could be considered high when compared with those of the CM:CW:SCM optimal ratio of 34:33:33 and CM alone, which were below 1.8%. High lipid concentrations in mixtures seemed to improve ϕ values, possibly because of its large theoretical methane potential [21]. However, with high lipid concentrations in the digestion system there is a risk of overloading leading to VFA accumulation. Then, it could be concluded that Synergy could then be linked to the anaerobic system's capability of sustaining a high lipid load during the digestion process. This could translate to hydraulic retention times for continuous optimization, resolving operational problems through synergy.

3.3. Operational outlook of synergy

Synergy was assessed in terms of the impacts of kinetic parameters of biodegradability according to organic load. Fig. 3 shows a comparison between the SMP for optimal synergistic ratios and its uncertainty surfaces for kinetic parameters. Specifically, the maximum SMP and hydrolysis constant (K_{dis}) are the kinetic parameters that describe the substrate's rate of biodegradation [22] (Galí et al., 2009). The size of the uncertainty areas corresponds to the standard deviation of the kinetic parameters. Filled areas correspond to the experiments with an organic load of 18 g VS/L, while the empty areas correspond to experiments with an organic load of 9 g VS/L. As shown in Fig. 3, the uncertainty of the kinetic parameters slightly increased with smaller organic loads, indicating that the substrate concentration must remain high to achieve reliable results.

Table 3. Synergistic and antagonistic effects (ϕ) of cosubstrates in binary and ternary mixtures with CM.

X ₁	X ₂	X ₃	Simplex A	Simplex B	Simplex C
33	0	67	1.58	1.05	1.13
0	67	33	1.68	1.08	0.86
33	67	0	1.13	1.58	1.05
67	0	33	1.59	1.09	1.10
67	33	0	1.10	1.59	1.09
0	33	67	1.32	1.32	1.25
17	66	17	1.38	2.29	1.16
34	33	33	1.66	1.48	1.38
17	17	66	2.67	1.25	1.26
66	17	17	1.54	1.37	1.25

Simplex A {X₁:CM; X₂:SCM; X₃:CG}; Simplex B {X₁:CM; X₂:CG; X₃:CW}; Simplex C {X₁:CM; X₂:CW; X₃:SCM}

Source: The authors

Table 4. Comparison of nutritional composition of optimal synergistic mixtures

Ratios	Carbohydrates (%)	Lipids (%)	Proteins (%)	(ϕ)
CM:SCM:CG 17:17:66	44.1	33.0	8.7	2.67
CM:CG:CW 17:66:17	39.5	33.2	11.6	2.29
CM:SCM:CW 34:33:33	51.3	1.5	17.5	1.38
Chicken Manure	23.5	1.8	17.1	1

Source: The authors

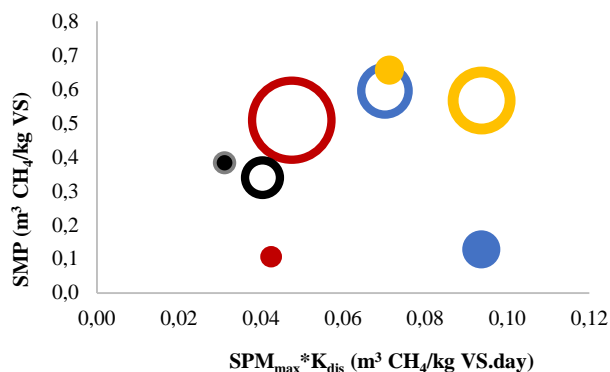


Figure 3. Comparison of uncertainty surfaces for methane production rate. Areas completely filled and empty represent organic loads of 18 and 9 g VS/L, respectively.

Source: The authors

Fig. 3 also shows that the SMP for the CM:SCM:CW ratio of 34:33:33 significantly increased ($p = 0.000$) from 0.57 ± 0.02 to 0.66 ± 0.01 $\text{m}^3 \text{CH}_4/\text{kg VS}$ via doubling of the organic load. On the other hand, SMP decreased with the CM:CG:SCM ratio of 17:17:66 and CM:CG:CW ratio of 17:66:17. For the organic load of 18 g VS/L, the CM:CG:SCM ratio of 17:17:66 and CM:CG:CW ratio of 17:66:17 achieved SMPs of 0.11 ± 0.01 and 0.13 ± 0.00 $\text{m}^3 \text{CH}_4/\text{kg VS}$, respectively. These values were lower than the SMP obtained with the control (CM monodigestion) of 0.38 ± 0.01 $\text{m}^3 \text{CH}_4/\text{kg VS}$.

Via doubling of the organic loads, the CM:CG:SCM ratio of 17:17:66 and CM:CG:CW ratio of 17:66:17 increased K_{dis} to 0.38 ± 0.02 and 0.74 ± 0.02 days^{-1} , respectively. For these loads, increases in the hydrolysis rate reduced SMP. High K_{dis} values indicate rapid hydrolysis rate of the soluble fractions of the residue [10]. This rapid hydrolysis rate is due to higher acidogenic activity, which is stimulated by increased nutrient availability with greater organic loads [13]. During digestion process, the cellular growth rate ($Y_{x/s}$) of acidogens (0.15 to 0.17 g VS/g COD) is much higher than those of acetogens (0.025 to 0.051 g VS/g COD) and methanogenic archaea (0.020 to 0.054 g VS/g COD) [23]. Consequently, the anaerobic process requires organic loads with hydrolytic activity proportional to both acidogenic and methanogenic activity to avoid process instabilities. On the other hand, K_{dis} for the CM:SCM:CW ratio of 34:33:33 decreased from 0.15 ± 0.02 to 0.11 ± 0.01 days^{-1} when the organic load doubled from 9 to 18 g VS/L. The hydrolytic activity likely decreased proportionally with both methanogenic and acidogenic activity, maintaining cellular homeostasis. K_{dis} constants varied from 0.10 to 0.15 days^{-1} , values similar to those commonly reported in the literature for chicken manure codigestion [7]. With an organic load of 9 g VS/L, K_{dis} values of the optimal synergistic mixtures were equal statistically to that of monodigestion. Codigestion with low organic loads therefore presented no significant benefit over the mono-substrate in terms of biodegradation rate.

In general, an organic load of 18 g VS/L resulted in antagonistic effects for the CM:CG:SCM ratio of 17:17:67 and CM:CG:CW ratio of 17:66:17. Meanwhile, the CM:SCM:CW

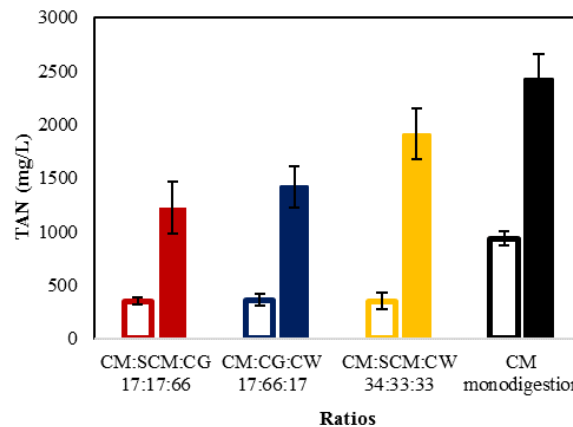


Figure 4. Final TAN for optimal synergistic ratios with organic loads of 9 and 18 g VS/L.

Source: The authors

ratio of 34:33:33 exhibited synergistic effects. Then, toxic compounds may have remained under the inhibition or saturation threshold for CM:SCM:CW ratio of 34:33:33. These results support a new approach for the evaluation of synergistic effects in AcoD. Synergy is effectively achieved with co-substrate supplementation when the organic load increases while negative factors such as pH, fatty acids accumulation, and ammonia toxicity are reduced during the digestion process. Effective synergy facilitates high biogas production rates and low hydraulic retention times, contributing to an optimal anaerobic system.

3.3. Inhibition outlook of synergy

Fig. 4 shows the final TAN values for organic loads of 9 and 18 g VS/L. Monodigestion of CM achieved a final TAN concentration of 935 ± 66 mg/L, while the optimal synergistic ratios achieved TAN concentrations of 368 to 361 mg/L. With organic loads of 9 g VS/L, TAN concentrations for all assays remained below the inhibition threshold of 2,500 to 3,000 mg/L [3]. With organic loads of 18 g VS/L, the CM control achieved a TAN concentration nearly within the inhibition threshold at $2,427 \pm 237$ mg/L. Otherwise, TAN values of codigestion assays ranged from 1,220 to 1,912 mg/L, indicating that synergy between cosubstrates reduced the risk of ammonia inhibition. This can be explained by an optimum C/N ratio (25:1 and 30:1) Previous report show than CM codigestion present low concentration of TAN [24], which is consistent with the results of this study.

4. Conclusion

Synergy in the anaerobic codigestion of chicken manure with industrial wastes was stimulated with high concentrations of lipids in the mix. Synergy was then conditioned by tolerance and adaptability of the microbial consortia to a high lipid biodegradability rate. Organic loads below 9 g VS/L achieved synergistic effects because TAN concentrations ranged below saturation or inhibition thresholds. However, reliable synergy effects can be achieved by increasing organic load and methane production meanwhile negative impacts in the system are reduced.

Multi-component codigestion is a viable strategy to achieve synergy, increase methane production, and reduce ammonia inhibition. As cosubstrates used in this study are easy introducible into the poultry value chain, anaerobic digesters could be implemented to improve the sustainability of the poultry industry.

References

- [1] Wang, M., Sun, X., Li, P., Yin, L., Liu, D., Zhang, Y., Li, W. and Zheng, G., A novel alternate feeding mode for semi-continuous anaerobic co-digestion of food waste with chicken manure. *Bioresour. Technol.*, 164, pp. 309-314, 2014. DOI: 10.1016/j.biortech.2014.04.077
- [2] -Batista, J., Castro, L. and Escalante, H., Effect of chicken manure organic load on biomethane potential. *Colomb. J. Biotechnol.*, 17(1), pp. 18-23, 2015. DOI: 10.15446/rev.colomb.biote.v17n1.39971
- [3] Niu, Q., Qiao, W., Qiang, H., Hojo, T. and Li, Y., Mesophilic methane fermentation of chicken manure at a wide range of ammonia concentration: Stability, inhibition and recovery. *Bioresour. Technol.*, 137, pp. 358-367, 2013. DOI: 10.1016/j.biortech.2013.03.080
- [4] Abouelenien, F., Namba, Y., Kosseva, M., Nishio, N. and Nakashimada, Y., Enhancement of methane production from co-digestion of chicken manure with agricultural wastes. *Bioresour. Technol.*, 159, pp. 80-87, 2014. DOI: 10.1016/j.biortech.2014.02.050
- [5] Xie, S., Wickham, R. and Nghiem, L., Synergistic effect from anaerobic co-digestion of sewage sludge and organic wastes. *International Biodeterioration and Biodegradation*, 116, pp. 191-197, 2017. DOI: 10.1016/j.ibiod.2016.10.037
- [6] Zhang, T., Yang, Y., Liu, L., Han, Y., Ren, G. and Yang, G., Improved biogas production from chicken manure anaerobic digestion using cereal residues as co-substrates. *Energy&Fuels*, 28, pp. 2490-2495, 2014. DOI: 10.1021/ef500262m
- [7] Li, Y., Zhang, R., Chen, C., Liu, G., He, Y. and Liu, X., Biogas production from co-digestion of corn stover and chicken manure under anaerobic wet, hemi-solid, and solid state conditions. *Bioresour. Technol.*, 149, pp. 406-412, 2013. DOI: 10.1016/j.biortech.2013.09.091
- [8] Labatut, R., Angent, L. and Scott, N., 2011. Biochemical methane potential and biodegradability of complex organic substrates. *Bioresour. Technol.*, 102, pp. 2255-2264, 2013. DOI: 10.1016/j.biortech.2010.10.035
- [9] Sharma, D., Espinosa-Solares, T. and Huber, D.H., Thermophilic anaerobic co-digestion of poultry litter and thin stillage. *Bioresour. Technol.*, 136, pp. 251-256, 2013. DOI: 10.1016/j.biortech.2013.03.005
- [10] Astals, S., Batstone, D.J., Mata-Alvarez, J. and Jensen, P.D., Identification of synergistic impacts during anaerobic co-digestion of organic wastes. *Bioresour. Technol.*, 169, pp. 421-427, 2014. DOI: 10.1016/j.biortech.2014.07.024
- [11] Pagés-Díaz, J., Pereda-Reyes, I., Tahezadeh, M., Sárvári-Horváth, I. and Lúndin, M., Anaerobic co-digestion of solid slaughterhouse wastes with agro-residues: synergistic and antagonistic interactions determined in batch digestion assays. *Chem. Eng., J.* 245, pp. 89-98, 2014. DOI: 10.1016/j.cej.2014.02.008
- [12] Raposo, F., Borja, R., Martín, M.A., Martín, A., de la Rubia, M.A. and Rincón, B., Influence of inoculum-substrate ratio on the anaerobic digestion of sunflower oil cake in batch mode: process stability and kinetic evaluation. *Chem. Eng. J.*, 149, pp. 70-77, 2009. DOI: 10.1016/j.cej.2008.10.001
- [13] Tanimu, M., Ghazi, T., Harun, M. and Idris, A., Effect of feed loading on biogas methane production in batch mesophilic anaerobic digesters treating food waste. *Int. J. Chem. Environ. Eng.*, 5(1), pp. 39-44, 2014.
- [14] Wang, B., Strömberg, S., Li, C., Nges, I., Nistor, M., Deng, L. and Liu, J., Effects of substrate concentration on methane potential and degradation kinetics in batch anaerobic digestion. *Bioresour. Technol.*, 194, pp. 240-246, 2015. DOI: 10.1016/j.biortech.2015.07.034
- [15] Mata-Alvarez, J., Dosta, J., Romero-Güiza, M.S., Fonoll, X., Peces, M. and Astals, S., A critical review on anaerobic co-digestion achievements between 2010 and 2013. *Ren. Sustain. Energy Rev.*, 36, pp. 412-427, 2014. DOI: 10.1016/j.rser.2014.04.039
- [16] Angelidaki, I., Alves, M., Bolzonella, D., Borzacconi, L., Campos, J.L., Guwy, A.J., Kalyuzhnyi, S., Jenicek, P. and van Lier, J.B., Defining the biomethane potential (BMP) of solid organic wastes and energy crops: a proposed protocol for batch assays. *Water Sci. Technol.*, 59 (5), pp. 927-934, 2009. DOI: 10.2166/wst.2009.040
- [17] APHA., 21th edition standard methods for the examination of water and wastewater. American public health association, Washington. ISBN 978-0-87553-047-5, 2005.
- [18] Malta, E., Ferraz, F., Ribeiro, N., Oliveira, J., Frota, M. and Frische-Neto, R., Comparative efficacy of the conventional and automated methods for determining neutral and acid detergent fiber. *Comun. Sci.* 7(1), pp. 30-37, 2016. DOI: 10.14295/cs.v7i1.432
- [19] Neumann, P., Torres, A., Feroso, F.G., Borja, R. and Jeison, D., Anaerobic co-digestion of lipid-spent microalgae with waste activated sludge and glycerol in batch mode. *International Biodeterioration & Biodegradation*, 100, pp. 85-88, 2015. DOI: 10.1016/j.ibiod.2015.01.020
- [20] Mao, C., Feng, Y., Wang, X. and Ren, G., Review on research achievements of biogas from anaerobic digestion. *Renewable and Sustainable Energy Reviews*, 45, pp. 540-555, 2015. DOI: 10.1016/j.rser.2015.02.032
- [21] Esposito, G., Frunzo, L., Giordano, A., Liotta, F., Panico, A., Pirozzi, F., Anaerobic co-digestion of organic wastes. *Rev Environ. Sci. Biotechnol.*, 11(4), pp. 325-341, 2012. DOI: 10.1007/s11157-012-9277-8
- [22] Galí, A., Benabdallah, T., Astals, S. and Mata-Alvarez, J., Modified version of ADM1 model for agro-waste application. *Bioresour. Technol.*, 100, pp. 2783-2790, 2009. DOI: 10.1016/j.biortech.2008.12.052
- [23] Viana, M.B., Freitas, A.V., Leitão, R.C., Pinto, G.A.S. and Santaella, S.T., Anaerobic digestion of crude glycerol: a review. *Environ. Technol. Rev.*, 1(1), pp. 81-92, 2012. DOI: 10.1080/09593330.2012.692723
- [24] Wang, X., Yang, G., Feng, Y., Ren, G. and Han, X., Optimizing feeding composition and carbon-nitrogen ratios for improved methane yield during anaerobic co-digestion of dairy, chicken manure and wheat straw. *Bioresour. Technol.*, 120, pp. 78-83, 2012. DOI: 10.1016/j.biortech.2012.07.112, DOI: 10.1016/j.biortech.2012.06.058, DOI: 10.1016/j.biortech.2012.02.069

L. Castro-Molano, is graduated the BSc. Chemical Engineer and PhD in Chemical Engineering from the Industrial University of Santander (UIS), Colombia. She has worked in the research lines of biotechnological processes and anaerobic digestion, where she has 12 years of experience. She has published 16 articles (national and international journals) and 2 book chapters in the area of anaerobic digestion. She has participated as a speaker in 14 events (national and international) and has belonged to five research projects. Currently, she is teaching at the Industrial University of Santander, Colombia.
ORCID ID: 0000-0001-8893-6310

H. Escalante-Hernández, is graduated the BSc. Chemical Engineer and MSc. from Universidad Industrial de Santander (UIS) in Colombia. He holds a PhD in Chemical Engineering from the University of Cantabria, Spain, and has worked as a researcher in the field of chemical engineering and industrial biotechnology at UIS. He counts with 10 years of Experience in anaerobic digestion. He has published 30 articles (national and international journals), two books and two book chapters, presented 38 papers (national and international events) and has belonged to fourteen research projects. Nowadays, he is teaching at UIS, Colombia.
ORCID ID: 0000 - 0002 - 6257 – 8110

L. Lambis-Benítez, received the BSc. Eng in Chemical Engineering and MSc. (c) from Universidad Industrial de Santander (UIS), Colombia. He has worked in the research line of bioprocess specifically anaerobic digestion of industrial wastes, where he has 5 years of experience. Currently, he is teaching at the Industrial University of Santander, Colombia.
ORCID ID: 0000-0003-4309-9648

J. Marín-Batista, is a MSc. Chemical Engineer from the Industrial University of Santander, Colombia and currently a PhD student at University Autonoma of Madrid, Spain. He has worked in biotechnological processes which is documented in scientific papers and conferences.
ORCID ID: 0000-0002-4325-9560