







Research article

Effect of blocks with calcium propionate on lamb productive performance and *in vitro* GHG

Nallely Sánchez L¹  M.Sc; Germán Mendoza M¹  Ph.D; José Martínez G²  Ph.D;
Pedro Hernández G³  Ph.D; Luis Miranda R⁴  Ph.D; Oscar Villarreal EB^{5*}  Ph.D.

¹Universidad Autónoma Metropolitana Xochimilco, Departamento de Producción Agrícola y Animal, Doctorado en Ciencias Agropecuarias, CDMX., 04960, México.

²Universidad Autónoma Metropolitana Xochimilco, Departamento de Producción Agrícola y Animal, CDMX, México, 04960.

³Universidad del Estado de México, Centro Universitario Amecameca, 56900, México.

⁴Universidad Autónoma Chapingo, Departamento de Zootecnia, México, Edo. Mex., 56230, México.

⁵Benemérita Universidad Autónoma de Puebla, Facultad de Medicina Veterinaria y Zootecnia. Km. 7.5 Carretera Tecamachalco, Cañada Morelos, El Salado Tecamachalco, Puebla, México 75480.

*Correspondence: dr.oscarvillarreal@gmail.com

Received: June 2018; Accepted: November 2018; Published: April 2019.

ABSTRACT

Objective. Evaluate multinutritional blocks with and without calcium propionate (Ca-Pr) on digestibility and live weight changes of lambs and in the green house emission *in vitro*. **Materials and methods.** Twelve lambs were used (20.17±2.35 Katahdin x criollo) in three treatments: Basal diet (BD 70% oat straw, 30% concentrate), BD+ Block without Ca-Pr and BD+ Block with 1.5% Ca-Pr in 50 days assay. *In vitro* gas production (GP) and kinetic parameters were estimated (Vmax, S, Lag). *In vitro* and *in vivo*, CH₄, CO₂ and digestibility were estimated. **Results.** The dry matter intake was the lowest (p<0.0001) in lambs without block (753 g/d) compared lambs supplemented with block without (839 g) or with Ca-Pr (828 g); including blocks increased methane (16.16 and 16.18 g/d; 0 and 1.5% Ca-Pr respectively) than BD (13.93 g/d). The GP *in vitro* was higher (p=0.0001) with BD (380.76, ml) than with blocks without differences among blocks (335.76 and 341.13 ml, 0 and 1.5% Ca-Pr respectively), and the BD had higher (p=0.0001) production of CH₄ (47.16 mol) and CO₂ (200.04 mol) than with blocks (42.25 and 41.58 mol CH₄; 179.21 and 176.39 mol CO₂; 0 and 1.5% Ca-Pr respectively). **Conclusions.** Block supplementation improved dry matter intake. Blocks reduced *in vitro* gas production and increased digestibility by reducing CH₄ and CO₂.

Keywords: Additive, greenhouse gas, ruminant, supplement (Source: CAB).

RESUMEN

Objetivo. Evaluar bloques multinutricionales con y sin propionato de calcio (Pr-Ca) en la digestibilidad y cambios de peso de corderos y en la emisión de gases *in vitro*. **Materiales y métodos.** Se utilizaron doce borregos (20.17±2.35 Katahdin x criollo) en tres tratamientos: Dieta basal (DB 70% paja de avena; 30% concentrado), DB+ Bloque sin Pr-Ca y DB + Bloque con 1.5% de Pr-Ca, por 50 días. Se midió producción de gas (PG) *in vitro* y parámetros de cinética (Vmax, S, Lag). Se estimó la digestibilidad, CH₄ y CO₂ *in vitro* e *in vivo*. **Resultados.** El consumo de materia seca fue menor (p<0.0001) en borregos sin bloque (753 g/d) en comparación con bloque sin (839 g) o con Pr-Ca (828 g) al incluir bloques aumentó metano (16.16 y 16.18 g/d; 0 y 1.5% Pr-Ca respectivamente) que con DB (13.93 g/d). La PG *in vitro* fue mayor (p=0.0001) con la DB (380.76 ml) sin diferencias entre bloques (335.76 y 341.13 ml, 0 y 1.5% Pr-Ca respectivamente), y la DB tuvo mayor (p=0.0001) producción de CH₄ (47.16 mol) y CO₂ (200.04 mol) que con bloques (42.25 y 41.58 mol CH₄; 179.21 y 176.39 moles CO₂; 0 y 1.5% Ca-Pr respectivamente). **Conclusiones.** La suplementación con bloques mejora el consumo de materia seca. Los bloques disminuyeron la producción de gas *in vitro* e incrementaron la digestibilidad reduciendo CH₄ y CO₂.

Palabras clave: Aditivo, gas efecto invernadero, rumiante, suplemento (Fuente: CAB).

How to cite (Vancouver)

Sánchez LN, Mendoza MG, Martínez GJ, Hernández GP, Miranda RL, Villarreal EBO. Effect of blocks with calcium propionate on lamb productive performance and *in vitro* GHG. Rev MVZ Córdoba. 2019; 24(2):7188-7192. DOI: <https://doi.org/10.21897/rmvz.1229>



©The Author(s), Journal MVZ Córdoba 2019. This article is distributed under the terms of the Creative Commons Attribution 4.0 International License (<https://creativecommons.org/licenses/by-sa/4.0/>), which permits unrestricted use, distribution, and reproduction in any medium, provided you give appropriate credit to the original author(s) and the source.

INTRODUCTION

Studies have been conducted to evaluate the contribution of ruminants to greenhouse gas (GHG) emissions and alternatives to mitigate this problem (1), which represent up to 12% of the energy consumed (2). To reduce these losses and make ruminant production more efficient, the use of additives has been evaluated (3,4), were sometimes have not improved yield (5) or fermentation (6) and the most efficient ones, such as Ionophores have been banned because are antibiotics. Calcium propionate (Ca-Pr) as an unconventional food ingredient has been used in lambs to reduce the use of grains, increasing ruminal propionate (7). Its potential to reduce methane is explained by the fact that during its dissociation captures a hydrogen ion, reducing its availability to form methane (8). The GHG emissions can be reduced if digestibility is improved, which is achieved by meeting nutritional requirements, particularly in ruminants fed diets low quality forages (9).

One option to an option to complement the deficiencies is to supplement with multinutritional blocks (MB) that have been evaluated worldwide (10), however, animal response has not been constant because for many years FAO promoted a block formula for all the conditions (11) when the nutrient requirements are different for each physiological stage with a diversity of basal diets. Therefore, the objective of this experiment was to evaluate multinutritional blocks formulated to improve lambs growth fed a basal diet with low nutritional value, with or without Ca-Pr, evaluating the impact on lamb growth, digestibility and in GHG emissions *in vivo* and *in vitro*.

MATERIALS AND METHODS

Location. This work was carried out in the facilities of the UAEM University Center in the Zootechnical Post of the Autonomous University of the State of Mexico, Amecameca, State of Mexico located in the south eastern zone of the State of Mexico.

Weather conditions. Subhumid temperate climate with an annual average temperature of 14.7°C.

Animals. Twelve Katahdin x creole lambs (20.17±2.35 initial weight) housed in individual cages with access to feed and clean water *ad libitum* were used. This work was carried out under the guidelines of the Academic Committee of the Department of Animal Science, in accordance with the regulations established by the Animal Protection Law of the State of Mexico, Mexico.

Treatments. The experiment lasted 50 days and lambs were distributed in a Completely Randomized Design (n=4 lambs) in three treatments: basal diet without supplement (BD: 70% corn stover, 30% concentrate, Table 1), BD with access a multinutritional block with or without 1.5% of Ca-Pr (Alimentaria Mexicana Bekarem, Mexico City) (Table 2).

Basal diet and blocks were offered *ad libitum*. The basal diet was designed to simulate those offered in family-type production units (11% protein, 2.7 Mcal/kg DM ME). The multinutritional blocks (MB) were formulated so that when were supplemented fulfilled the nutritional

Table 1. Composition of the basal diet (dry matter) concentrated forage (70:30).

Ingredients	Inclusion, %
Corn stover	70.00
Corn grain	9.22
Soybean meal	11.00
Sorghum grain	8.80
Salt	1.00
Total	100.00

Table 2. Formulation of multi-nutritional blocks.

	Calcium Propionate 0%	Calcium propionate 1.5%
Molasses	31.81	31.91
Urea	9.09	9.11
Calcium propionate	0	1.50
Soybean meal	4.54	4.55
Canola meal	2.27	2.27
Fish meal	2.27	2.27
Salt	4.54	4.55
Mineral premix ^a	4.54	4.55
Calcium oxide	4.54	4.55
Cement	4.54	4.55
Mineral premix organic ^b	0.90	0.91
Wheat bran	9.09	9.11
Soybean hulls	4.54	4.55
Corn grain	8.18	6.38
Wheat grain	9.09	9.11

^a Vitasal Engorda Ovinos Plus contained: Ca 270 g, P 30 g, Mg 7.5 g, Na 65.6 g, Cl 100 g, K 0.5 g, S 42 mg, Fe 978 mg, Zn 3000 mg, Se 20 mg, Co 15 mg, vitamin A 35000 IU, vitamin D 1500000 IU and vitamin E 150 IU.
^b Ovy ways 3 contained: Selenium 590 mg, Chromium 990 mg, Copper 1500 mg, Iron 3000 mg, Zinc 3000 mg, Manganese 3000 mg, Living yeast cells.

requirements for lambs according to the NRC (12) for a weight gain of 150 g/d estimating an intake of 100 g/d block. The basal diet and blocks were analyzed to determine: dry matter (DM), organic matter (OM), crude protein (CP) (13), neutral detergent fiber (NDF) and acid detergent fiber (ADF) (14) (Table 3). The lambs were weighed with a 12-hour fast. On day 24, fecal samples were collected for four consecutive days to determine total tract DM digestibility using insoluble acid ash as an internal marker (15).

Table 3. Chemical composition of the basal diet and multi nutritional blocks.

	Basal ration	Multinutritional Blocks	
		Ca-Pr 0%	Ca-Pr 1.5%
DM, %	89.28	89.32	89.26
Ashes, %	4.47	7.63	7.73
OM, %	95.53	92.36	92.25
CP, %	11.05	11.53	11.76
NDF, %	40.28	36.71	36.50
ADF, %	14.85	13.77	13.57
EE, %	3.13	2.72	2.72

Ca-Pr: Block calcium propionate; DM: dry matter; OM: organic matter; CP: crude protein; NDF: neutral detergent fiber; ADF: acid detergent fiber; EE: ether extract.

CH₄ and CO₂ estimation *in vivo*. The IPCC equations were used (16) to estimate the ruminal CH₄ using the annual emission factor (EF) per lamb, where the Ym or fraction for gross energy of the feed transformed to CH₄ was calculated using the digestibility of each treatment with lamb's equations (17). Carbon dioxide emissions were estimated from the intake of digestible carbohydrates (18), which were used to estimate the moles of hexose fermented in the rumen using the molecular weight of anhydrous glucose (19). The fermentation pattern was from the forage: concentrated ratio and the produced moles of CO₂ were calculated from the stoichiometric equations of Wolin (20).

Kinetics of *in vitro* gas. The gas production derived from ruminal fermentation was determined by the *in vitro* gas technique (21). The BD was used as substrate incubated with each MB in a proportion of 5% of the basal diet. Prior to incubation, the substrates were dried at 55 °C for 48 h in an oven and milled (<2 mm). In 500 ml amber flasks, 500 mg of each treatment were placed. Flasks were then incubated in anaerobic conditions with 90 ml of a diluted inoculum (1:10) of rumen bacteria obtained from two fasted lambs. The flasks were hermetically sealed and incubated at 39°C for 72 h in a water bath. The volume of gas produced was recorded at 2, 4, 6, 8, 12, 16, 20, 24, 30, 36, 42, 48, 60 and 72 h and the pressure values transformed to gas volume with the equation of linear regression, used to estimate the parameters of the gas production kinetics: maximum gas volume (Vm; mL g⁻¹ DM of the substrate), gas production rate (S; h⁻¹) and the lag time of the fermentation (L; h), with the model: $V_0 = V_m / (1 + e^{-(2.4 * s * (t-L))})$ (21). At the end of the fermentation the residual dry matter (DM) was obtained to calculate *in vitro* dry matter digestibility (DIVDM) at 72 h of incubation; each treatment was incubated in triplicate.

CH₄ and CO₂ estimation *in vitro*. Those gases were estimated from the maximum gas volume; short chain fatty acids were calculated with the Getachew equation (22) and the proportion of CH₄ and carbon dioxide with the stoichiometric factors 0.538 mmol for CO₂ and 0.348 mmol for CH₄ that have been described in other *in vitro* studies (23).

Experimental design. The data from each experiment were analyzed according to a Completely Randomized Design with a generalized linear model using each lamb as an experimental unit in the *in vivo* experiment or the test parameters obtained from the *in vitro* incubations, considering the treatments as fixed effects and random errors associated with each observation. The means of the treatments were compared using the Tukey test (p=0.05). For the *in vivo* experiment the initial weight was analyzed as a covariate using the JMP software (24). *In vitro* gas kinetics parameters were estimated for $V_0 = V_m / (1 + e^{-(2.4 * s * (t-L))})$ using non-linear models of the JMP. A simple correlation between GHG results *in vivo* and *in vitro* was estimated.

RESULTS

The multinutritional blocks supplementation increased dry matter intake (p<0.01) by 10%, however, no differences were found in other variables (Table 4). Block supplementation did not reduce daily methane and CO₂

Table 4. Lamb performance and emissions of methane and carbon dioxide from lambs supplemented with blocks with or without calcium propionate.

	Multinutritional Blocks			SEM	p-value
	Control	Ca-Pr 0%	Ca-Pr 1.5%		
Initial BW, kg	21.23	19.70	19.60	0.40	0.59
Final BW, kg	23.98	23.25	23.52	0.74	0.94
DM Intake, g	753 ^c	839 ^b	828 ^a	0.01	0.0001
Intake block, g	0.0 ^b	82 ^a	86 ^a	6.48	0.0001
ADG, g	0.098	0.126	0.140	0.34	0.36
FC	9.94	6.98	6.39	0.37	0.51
DM Digestibility, %	76.87	80.04	81.22	0.28	0.32
CH ₄ , g/d	13.93 ^b	16.16 ^a	16.18 ^a	0.003	0.004
CO ₂ , g/d	55.29 ^b	64.15 ^a	64.24 ^a	0.003	0.004

Ca-Pr: block calcium propionate; SEM: standard error of the mean; DM intake: dry matter intake; ADG: daily weight gain; FC: feed conversion; DM: dry matter; CH₄: methane; CO₂: carbon dioxide.

^{ab} Means with different superscripts are different (p<0.05).

emissions due to increased feed intake. The lambs that consumed blocks with Ca-Pr did not reduce intake nor had an effect on the estimated GHG emissions.

Table 5 shows the *in vitro* gas parameters. The basal diet resulted with a high volume of gas (p<0.001) and as a consequence, more moles of CH₄ and CO₂ were produced (p<0.0001). There were no differences between the blocks due to the inclusion of Ca-Pr. *In vitro* digestibility was not affected by block supplementation. *In vitro* digestibility values were correlated with those observed *in vivo* (r=0.9964, p=0.054), and *in vivo* digestibility was associated with daily weight gain (r=0.997, p=0.0434). The CH₄ and CO₂ emissions were positively correlated with the dry matter consumption (r=0.9921, p=0.07, r=0.9920, p=0.08). CH₄ and CO₂ *in vivo* and *in vitro* showed a high negative correlation (r=-0.99, p=0.07, r=-0.99, p=0.07).

Table 5. Parameters of *in vitro* gas production, methane and carbon dioxide, of basal diet incubated plus blocks with or without calcium propionate

	Multinutritional Blocks			SEM	p-value
	Control	Ca-Pr 0%	Ca-Pr 1.5%		
Vmax, ml	380.76 ^a	335.76 ^b	341.13 ^b	0.567	0.0044
S, h ⁻¹	0.030 ^b	0.033 ^a	0.032 ^a	0.108	0.0005
Lag, h	2.87	3.10	2.79	0.059	0.1283
DIVDM, %	60.96	63.89	64.58	0.622	0.0734
CH ₄ , mol	47.16 ^a	41.58 ^b	42.25 ^b	0.568	0.0044
CO ₂ , mol	200.04 ^a	176.39 ^b	179.21 ^b	0.567	0.0044

Ca-Pr: block calcium propionate; SEM, standard error of the mean; Vmax: maximum volume, S: gas production rate, Lag: delay time, DIVDM: *in vitro* digestibility of dry matter.

^{ab} Means with different superscripts are different (p<0.05).

DISCUSSION

As observed in this experiment, it has been reported that MB stimulate intake (25) but there are studies where blocks had no effect (26). The composition of the blocks can modify intake (10); there are interactions between nutrient in the block and in the basal diet. In those

studies, where intake was improved, generally a greater daily gains or final weight have been observed and in some cases, this is associated with greater digestibility (9) and nutrient consumption. In this study, the gain was improved by 35% but the low number of repetitions and the variation did not allow to detect differences. The type of block can have different effects on intake and digestion, by modifying the energy source, it was affected the block consumption without affecting digestibility (25).

The incorporation of Ca-Pr in the MB did not improve lamb performance or carbon dioxide emissions. If the values of CH₄ and CO₂ *in vivo* were expressed per kg of DM consumed, similar values would result (BD 1.84, 1.95 and 1.92 per MB with 0 or 1.5% Ca-Pr), indicating that the consumption of blocks and their additives were insufficient to modify the ruminal fermentation. In other evaluations, Ca-Pr did not affect the intake or lambs performance, 1% MS (7) and above 5.5% DM (27) the amount consumed in the MB was below of those studies. *In vitro* gas results indicate that MBs would reduce CH₄, but *in vivo* values contradict this as they increase intake. Caution should be exercised in extrapolating the results of *in vitro* gas studies where no *in vivo* data are presented (28). With respect to other parameters of *in vitro* gas, it has been reported that 1% Ca-Pr increases the Lag phase but does not affect the fermentation pattern or CH₄ losses (29).

In another *in vitro* study with 10% of Ca-Pr, the volume of gas increased, which was attributed to the effects on pH and osmotic pressure (8). In an *in vivo* evaluation

with bulls receiving 20 g/d of Ca-Pr, did not affect fermentation or the microbial population (30), but the dose was very low.

The use of MB could reduce the lamb's time to reach the final weight by 44 or 60 days by supplementing without or with Ca-Pr respectively, reducing daily emissions, and could be an alternative to reduce global GHG emissions. Most studies focus on daily data, but it is important to consider the effects and their impact on global warming in terms of time (21).

In conclusion, supplementation with multinutritional blocks in low quality diets improved intake. *In vitro* the blocks reduced gas production and increased digestibility, so they could potentially reduce methane and carbon dioxide emissions.

Conflict of interests.

The authors declare no conflict of interests.

Acknowledgements

To the National Council of Science and Technology (CONACyT Mexico). This research was partially supported by PROFIDES SEP Mexico and the Program for Professional Development Teacher, for the Superior Type (PRODEP). The authors thank Grupo Biotecap S.A. of C.V. For the donation of organic minerals.

REFERENCES

1. Patra A, Park T, Kim M, Yu Z. Rumen methanogens and mitigation of methane emission by anti-methanogenic compounds and substances. *J Anim Sci Biotechnol*. 2017; 8(1):1-18. <https://doi.org/10.1186/s40104-017-0145-9> PMID:28149512
2. Mendoza-Martínez GD, Plata-Pérez FX, Espinosa-Cervantes R, Lara-Bueno A. Manejo nutricional para mejorar la eficiencia de utilización de la energía en bovinos. *Univ Cienc*. 2008; 24(1):75-87.
3. Crossland WL, Tedeschi LO, Callaway TR, Miller MD, Smith W. Effects of rotating antibiotic and ionophore feed additives on enteric methane and rumen microbial populations of steers consuming a high forage diet. *J Anim Sci*. 2016; 94(5):666-667. <https://doi.org/10.2527/jam2016-1379>
4. Ferraro SM, Mendoza GD, Miranda LA, Gutiérrez CG. *In vitro* gas production and ruminal fermentation of glycerol, propylene glycol and molasses. *Anim Feed Sci Technol*. 2009; 154(1-2):112-118. <https://doi.org/10.1016/j.anifeedsci.2009.07.009>
5. Liu Q, Wang C, Yang WZ, Guo G, Yang XM, He DC, et al. Effects of calcium propionate supplementation on lactation performance, energy balance and blood metabolites in early lactation dairy cows. *J Anim Physiol Anim Nutr*. 2010; 94(5):605-614. <https://doi.org/10.1111/j.1439-0396.2009.00945.x> PMID:19906132
6. Avila JS, Chaves AV, Hernandez-Calva M, Beauchemin KA, McGinn SM, Wang Y, et al. Effects of replacing barley grain in feedlot diets with increasing levels of glycerol on *in vitro* fermentation and methane production. *Anim Feed Sci Technol*. 2011; 166-167:265-268. <https://doi.org/10.1016/j.anifeedsci.2011.04.016>
7. Lee-Rangel HA, Mendoza GD, González SS. Effect of calcium propionate and sorghum level on lamb performance. *Animal Feed Sci Technol* 2012; 177(3-4):237-241. <https://doi.org/10.1016/j.anifeedsci.2012.08.012>
8. Osorio-Teran AI, Mendoza-Martínez GD, Miranda-Romero LA, Martínez-Gomez D, Hernández-García PA, Martínez-García JA. Effect of calcium propionate and monensin on *in vitro* digestibility and gas production. *Rev Bras Zootec*. 2017; 46(4):348-353. <https://doi.org/10.1590/s1806-92902017000400011>

9. Sanz-Sáez Á, Erice G, Aguirreolea J, Muñoz F, Sánchez-Díaz M, Irigoyen JJ. Alfalfa forage digestibility, quality and yield under future climate change scenarios vary with *Sinorhizobium meliloti* strain. *J Plant Physiol.* 2012; 169(8):782-788. <https://doi.org/10.1016/j.jplph.2012.01.010> PMID:22369772
10. Mendoza GD, Plata FX, Vázquez G, Sánchez-Trocino M, Hernández PA, Martínez JA. Intake and digestibility with nutritional blocks for brocked deers (*Mazama americana* and *Mazama temama*). *Int J Appl Res Vet M.* 2017; 15(1):26-30.
11. Geleta T, Negesse T, Abebe G, Goetsch AL. Effect of supplementing grazing Arsi-Bale sheep with molasses-urea feed block on weight gain and economic return under farmers management condition. *J Cell Anim Biol.* 2013; 7(10): 125-131. <https://doi.org/10.5897/JCAB11.030>
12. National Research Council - NRC. Nutrient Requirements of Small Ruminants: Sheep, Goats, Cervids, and New World Camelids. 1a. ed. Washington, D.C: National Academic Science; 2007.
13. Association of Official Analytical Chemist – AOAC. Methods of Analysis. 18 ed. Washington D.C.: AOAC Int.; 2011.
14. Van Soest PJ, Robertson JB, Lewis BA. Methods for dietary fibre, neutral detergent fibre, and non-starch polysaccharides in relation to animal nutrition. *J Dairy Sci.* 1991; 74:3583-3597. [https://doi.org/10.3168/jds.S0022-0302\(91\)78551-2](https://doi.org/10.3168/jds.S0022-0302(91)78551-2)
15. Keulen V, Young BA. Evaluation of acid-insoluble ash as a natural marker in ruminant digestibility studies. *J Anim Sci.* 1977; 44(2):282-287. <https://doi.org/10.2527/jas1977.442282x>
16. Ellis JL, Bannink A, France J, Kebreab E, Dijkstra J. Evaluation of enteric methane prediction equations for dairy cows used in whole farm models. *Glob Change Biol.* 2010; 16(12):3246-3256. <https://doi.org/10.1111/j.1365-2486.2010.02188.x>
17. Cambra-López M, García-Rebollar P, Estellés F, Torres A. Estimación de las emisiones de los rumiantes en España: El Factor de Conversión de Metano. *Arch Zootec.* 2008; 57:89-101.
18. Haque MN, Cornou C, Madsen J. Estimation of methane emission using the CO₂ method from dairy cows fed concentrate with different carbohydrate compositions in automatic milking system. *Livest Sci.* 2014; 164: 57-66. <https://doi.org/10.1016/j.livsci.2014.03.004>
19. Brice-o PEG, Ruiz GA, Chay CAJ, Ayala BAJ, Aguilar PCF, Solorio SFJ, et al. Voluntary intake, apparent digestibility and prediction of methane production by rumen stoichiometry in sheep fed pods of tropical legumes. *Anim Feed Sci Technol.* 2012; 176(1-4):117-122. <https://doi.org/10.1016/j.anifeedsci.2012.07.014>
20. Wolin JM. A theoretical rumen fermentation balance. *J Dairy Sci.* 1960; 43(10):1452-1459. [https://doi.org/10.3168/jds.S0022-0302\(60\)90348-9](https://doi.org/10.3168/jds.S0022-0302(60)90348-9)
21. Menke KH, Steingass H. Estimation of the energetic feed value obtained from chemical analysis and in vitro gas production using rumen fluid. *Anim Res Dev J.* 1988; 28:7-55.
22. Getachew G, Makkar HPS, Becker K. Tropical browses: contents of phenolic compounds, in vitro gas production and stoichiometric relationship between short chain fatty acid and in vitro gas production. *J Agric Sci.* 2002; 139(3):341-352. <https://doi.org/10.1017/S0021859602002393>
23. Blümmel M, Steingass H, Becker K. The relationship between in vitro gas production, in vitro microbial biomass yield and 15N incorporation and its implications for the prediction of voluntary feed intake of roughages. *Br J Nutr.* 1997; 77(6):911-921. <https://doi.org/10.1079/BJN19970089>
24. Sall J, Lehman A, Stephens M, Creighton L. JMP start statistics: a guide to statistics and data analysis using JMP. 5th ed. SAS Institute Inc.: Cary, NC; 2012.
25. Faftine OLJ, Zanetti AM. Effect of multinutrient block on feed digestibility and performance of goats fed maize stover during the dry season in south of Mozambique. *Livest Res Rural Dev.* 2010; 22(9).
26. Wadhwa M, Bakshi MPS. Nutritional evaluation of urea molasses multi-nutrient blocks containing agro-industrial wastes in buffaloes. *Indian J Anim Sci.* 2014; 84(5):544-548.
27. Berthelot V, Bas P, Schmidely P, Duvaux-Ponter C. Effect of dietary propionate on intake patterns and fatty acid composition of adipose tissues in lambs. *Small Rumin Res.* 2001; 40(1):29-39. [https://doi.org/10.1016/S0921-4488\(00\)00217-0](https://doi.org/10.1016/S0921-4488(00)00217-0)
28. Elghandour MM, Salem AZ, Khusro A, Cipriano-Salazar M, Olivares-Pérez J, Barros-Rodríguez MA, et al. Assessment of some browse tree leaves on gas production and sustainable mitigation of CH₄ and CO₂ emissions in dairy calves at different age. *J Clean Prod.* 2017; 162:1192-1199. <https://doi.org/10.1016/j.jclepro.2017.06.029>
29. Miranda LA, Lee-Rangel HA, Mendoza-Martínez GD, Crosby-Galván MM, Relling AE, Pinos-Rodríguez JM, et al. Influence of calcium propionate on in vitro fermentation of sorghum-based diets. *Rev Fac Cien Agrar.* 2017; 49(1):185-192.
30. Yao Q, Li Y, Meng Q, Zhou Z. The effect of calcium propionate on the ruminal bacterial community composition in finishing bulls. *Asian- Australasian J Anim Sci.* 2017; 30(4):495-504. <https://doi.org/10.5713/ajas.16.0469> PMID:PMCS394835