


Revista Facultad de Ingeniería

Journal Homepage: <https://revistas.utp.edu.co/index.php/ingenieria>



Elaboration and Characterization of Bricks Made with Addition of Calcined Rice Husk

Elver Sánchez-Vásquez¹

Jorge-Luis Leiva-Piedra²

Cesar-Augusto Monteza-Arbulú³

Received: June 24, 2021

Accepted: July 27, 2021

Published: August 18, 2021

Citation: E. Sánchez-Vásquez, J.-L. Leiva-Piedra, C.-A. Monteza-Arbulú, "Elaboration and Characterization of Bricks Made with Addition of Calcined Rice Husk," *Revista Facultad de Ingeniería*, vol. 30 (57), e13031, 2021. <https://doi.org/10.19053/01211129.v30.n57.2021.13031>

Abstract

The growing demand for construction materials, the search for sustainable and environmentally friendly alternatives, and the new vision towards a circular economy have led to the increasing use of agricultural waste to obtain new value-added materials. The present research sought to elaborate and characterize bricks manufactured with addition of different concentrations of rice husk ash (5%, 10% and 15%). The average content of silicon oxide (SiO_2) obtained in the rice husk

¹ M. Sc. Universidad Tecnológica del Perú (Chiclayo, Perú). c16708@utp.edu.pe ORCID: [0000-0003-2387-7115](https://orcid.org/0000-0003-2387-7115)

² M. Sc. Universidad Tecnológica del Perú (Chiclayo, Perú). jleiva@utp.edu.pe ORCID: [0000-0002-2545-9438](https://orcid.org/0000-0002-2545-9438)

³ M. Sc. Universidad Nacional Pedro Ruiz Gallo (Chiclayo, Perú). cmonteza@unprg.edu.pe ORCID: [0000-0003-2052-6707](https://orcid.org/0000-0003-2052-6707)



ash was determined by gravimetry and then the bricks were manufactured according to the established concentrations. The bricks obtained were evaluated by means of compression, absorption, and warpage tests according to the parameters established in the NTP-399.61 for concrete bricks. The results showed that the average content of SiO₂ in the rice husk ash was 79.08%. Likewise, in the compression and absorption tests it was observed that the ash concentration influenced the compressive strength and the percentage of water absorption, showing in the first test that the Tto (5%) was statistically similar ($p < 0.05$) to the control with 24.6 MPa. Furthermore, the second test showed the lowest value compared to the control with 5.24% of water absorption. In conclusion, we can say that the substitution of 5% rice husk ash showed potential to produce cement bricks according to the parameters established in the NTP-399.601.

Keywords: bricks; calcined rice husk; characterization; elaboration.

Elaboración y caracterización de ladrillos con adición de cáscara de arroz calcinado

Resumen

La creciente demanda de materiales para la construcción, la búsqueda de alternativas sostenibles y amigables con el medio ambiente, y la nueva visión hacia una economía circular han hecho que cada vez se usen residuos agrícolas para la obtención de nuevos materiales con valor agregado. La presente investigación buscó elaborar y caracterizar ladrillos fabricados con diferentes concentraciones de adición de ceniza de cascarilla de arroz (5%, 10% y 15%). Se determinó por gravimetría el contenido promedio de óxido de silicio (SiO₂) en la ceniza de cascarilla de arroz obtenida para luego elaborar los ladrillos según las concentraciones establecidas. Los ladrillos obtenidos fueron evaluados mediante las pruebas de compresión, absorción y alabeo según los parámetros establecidos en la NTP-399.61 para ladrillos de concreto. Los resultados arrojaron que el contenido promedio de SiO₂ en la ceniza de cascarilla de arroz fue de 79,08%, así mismo, en las pruebas de compresión y absorción se observó que la concentración de ceniza influyó sobre la fuerza de compresión y el porcentaje de

absorción de agua, mostrando en la primera prueba que el Tto (5%) era similar estadísticamente ($p < 0,05$) al testigo con 24,6 MPa. De igual manera, en la segunda prueba arrojó el valor más bajo en comparación con el testigo, con 5,24% de absorción de agua. Como conclusión podemos decir que la sustitución de 5% de ceniza de cascarilla de arroz mostró tener potencial para la elaboración de ladrillos de cemento según los parámetros establecidos en la NTP-399.601.

Palabras clave: caracterización; cascarilla de arroz; elaboración; ladrillos.

Preparação e caracterização de tijolos com adição de casca de arroz calcinada

Resumo

A crescente procura de materiais de construção, a procura de alternativas sustentáveis e ecológicas e a nova visão de uma economia circular têm feito com que os resíduos agrícolas sejam cada vez mais utilizados na obtenção de novos materiais com valor acrescentado. A presente investigação buscou elaborar e caracterizar tijolos fabricados com diferentes concentrações de adição de cinza de casca de arroz (5%, 10% e 15%). O teor médio de óxido de silício (SiO_2) na cinza da casca de arroz obtida foi determinado por gravimetria e a seguir confeccionou-se os tijolos de acordo com as concentrações estabelecidas. Os tijolos obtidos foram avaliados por ensaios de compressão, absorção e empenamento de acordo com os parâmetros estabelecidos na NTP-399.61 para tijolos de concreto. Os resultados mostraram que o teor médio de SiO_2 na cinza da casca de arroz foi de 79,08%, da mesma forma, nos testes de compressão e absorção observou-se que a concentração de cinza influenciou a força de compressão e o percentual de absorção de água, mostrando no primeiro teste que o Tto (5%) foi estatisticamente semelhante ($p < 0,05$) ao controle com 24,6 MPa. Da mesma forma, no segundo teste apresentou o menor valor em relação ao controle, com 5,24% de absorção de água. Concluindo, podemos dizer que a substituição de 5% de cinza da casca de arroz apresentou potencial para a elaboração de tijolos de cimento de acordo com os parâmetros estabelecidos na NTP-399.601.

Palavras-chave: caracterização; elaboração; casca de arroz calcinada; tijolos.

I. INTRODUCTION

Circular economy is a key proposal in the rational use of natural resources, which is beginning to have relevance in the construction industry to reduce its environmental impacts [1]. Sustainability plays an important role, especially when hazardous waste is used with green technologies [2]. Globally, large amounts of agricultural waste are produced, including rice husk, a waste that is burned causing serious environmental pollution [7, 3]. However, this biomass can be converted into raw material to increase its value and reduce its environmental impact [84, 95]. Currently, the demand for construction inputs and materials has increased considerably [3, 6-4, 7], which has generated the need to convert waste into useful building materials such as bricks, used in construction worldwide due to their strength, durability, load bearing, compactness, and light weight [5, 8-6, 9].

In this regard, the study of agricultural and industrial wastes (sugarcane bagasse ash and rice straw ash) as an alternative to cement, fine aggregate, coarse aggregate, and reinforcement materials in the construction sector is gaining importance [10]. The use of wastes with pozzolanic behaviors have currently become the main partial replacements of cement [11], so they are being used as construction material; among them we find fly ash, silica fume, rice ash, among others. Evidencing an increase in their use in the construction industry [12, 7], which can lead to the development of cheap and durable construction materials [13]. However, despite the knowledge of its pozzolanic properties, a large amount of rice husk ash is disposed of, causing negative impacts on the environment [14].

According to [15], in Peru, paddy rice production in 2020 was 249,951 thousand tons, with the Lambayeque region contributing 428,285 tons that represent 77,091.3 tons of rice husks (18%). Studies [16, 13, 17, 18] have shown that rice husks contain about 85 to 95% amorphous silica resulting from the sublimation of organic compounds, which makes it a good cementitious material thanks to its behavior and high pozzolanic reactivity, classifying it as class N pozzolan according to ASTM C618. However, these chemical characteristics differ according to the type of rice, harvesting period, soil and climatic conditions. On the other hand, some researchers have concluded that the pozzolanic reactivity of rice husk

ash depends on silica content, fineness, available alkaline media, the crystallization phase of the silica, and the size and surface area of the ash particles, as well as the incineration technique, temperature and combustion time, factors related to silica dissolution and aimed at obtaining an ash containing a small amount of carbon [19, 12, 18]. Thus, it has been reported that the fine particle of rice husk has a greater pozzolanic action and resistance when used partially with cement [20].

II. METHODS

The procedures defined for obtaining the results were the following:

A. Experiment Design

The experiment was carried out with an absolute control (standard concrete brick) and three treatments with different concentrations of calcined rice husk ash addition (5%, 10% and 15%), each treatment had ten replicates, a number that allowed a reliable average value to be obtained, the bricks obtained were type 17 (brick for general use where moderate compressive strength and resistance to the action of cold and moisture penetration is required). The tests were performed according to the procedures and minimum and maximum values established in NTP 399.601 for concrete bricks [21].

B. Gravimetric Method for the Determination of Silicon Oxide

In a crucible, a sample of 0.5 g of rice husk ash was weighed and 4 g of sodium carbonate were added. It was mixed with a glass rod, then it was covered and taken to a burner for 10 minutes until it was completely mixed. Once the mixed sample was cooled, it was transferred to a 600 ml beaker and 20 ml of HCl 1:1 were added. It was brought to heating until completely dry. Then 15 ml of 1:1 HCl and 30 ml of hot water were added, then it was taken to the heating plate until boiling point. Subsequently, it was filtered on hot Whatman n°42 paper and washed 7 times with hot water. The filters were placed on the previously weighed platinum crucibles, dried in the oven at 80 °C for 2 h and taken to the plate at 350 °C for

combustion. They were placed in the muffle at 900 °C for one hour, then placed in a desiccator for 12 h, and weighed on an analytical balance to obtain the SiO₂ weight. The following formula was used to determine the percentage of SiO₂:

$$\% \text{ SiO}_2 = (\text{Calcined Sample Weight}) / (\text{Sample Weight}) \times 100 \quad (1)$$

C. Compressive Strength Test

The test was carried out on dry samples with length, width, and heights equivalent to those of the control (242 mm, 133 mm, and 82 mm), approximately. The resistance capacity of each sample was considered, taking into account the relationship between the compressive breaking load of a brick and its gross section, the values obtained were compared with the nominal compressive strength value established in NTP - 399.601. The test samples considered for work had as characteristics almost flat and parallel ends without chips or cracks. Five replicates were taken per treatment (20 samples in total).

The test was performed on the largest dimension of the brick, placing them on the center of the upper spherical support with a margin of 2 mm. The upper support was a hardened metal block, spherically and firmly seated in the center of the upper machine head (ball and socket joint). The center of the ball joint was aligned with the center of the surface of the block in contact with the specimen, having a perimeter of at least 6 mm head free. The diameter of the contact surface was at least 130 mm.

The surfaces of the support block intended to contact the specimens had a hardness of not less than 60 HRC (HB620). These surfaces were flat with a tolerance of 0.03 mm. In order for the contact area of the spherically supported blocks to be sufficient to cover the area of the specimen, a steel plate with a flattened surface, a tolerance of 0.03 mm and with thickness equal to 1/3 of the distance from the end of the spherical support to the most distant corner between the spherically supported block and the specimen with cover was placed. These plates were of the same quality - 60 HCR - and had a length and width of 15 mm. The load was applied up to half of the maximum expected load with an appropriate

speed. The compressive strength was calculated using the equation given below, the results obtained had an approximation of 0.01 MPa.

$$C = W / A \quad (2)$$

Where C is Compressive strength, MPa; W is Maximum load in Newton (N), indicated by the testing machine; A is Average gross area of the upper and lower contact surfaces of the specimen.

D. Absorption Test

A balance with a capacity of not less than 2000 g and an approximation of 0.5 g was used to determine the weight. Five replicates were made per treatment (20 samples in total). The samples were immersed in clean distilled water at a temperature of 22 °C for 5 hours, after which they were removed from water, cleaned, and dried after 5 minutes. The absorption percentage of each sample was calculated with the equation (3).

$$\text{Absorption \%} = 100 (W_s - W_d) / W_d \quad (3)$$

Where W_s is Dry weight of the sample, W_d is Weight of the saturated sample after immersion in cold water.

E. Warpage Test

For the warpage test, a steel rod with a straight edge, a graduated steel ruler with 1 mm divisions, a flat steel surface no smaller than 300 mm x 300 mm, and flat within a range of 0.025 mm were used. For this test, 10 replicates were performed per treatment (40 samples in total). Both concave and convex surfaces and edges were evaluated.

1) Concave Surfaces. The straight-edged rod was placed longitudinally along the surface of the sample to be measured, adopting the location that gives the greatest deviation from the straight line. The greatest distance from the surface of the sample to the straight-edged rod was chosen. Using the ruler, the distance was measured to the nearest 1 mm and the concave distortion of the surface was recorded.

2) Convex Surfaces. The convex surface of the specimen was placed in contact with the flat steel surface and with the corners equidistant to the flat surface. With

the ruler, the space was measured to the nearest 1 mm at each of the 4 corners of the flat surface. The average of the 4 measurements was recorded as the convex distortion in each of the samples.

3) Concave and Convex Edges. The rod was placed between the ends of the edges (concave or convex) to be measured. The greatest distance from the edge of the specimen to the rod was chosen. With the ruler, the distance was recorded to the nearest 1 mm and the concave and/or convex distortion of the edge of each sample was noted.

III. RESULTS

This section shows the results achieved with the procedures performed.

A. Silicon Oxide (SiO₂) Content of Rice Husk Ash

The ashes obtained showed percentages of silicon oxide content between 78.39 - 80.47%, which shows that the content of this compound in the rice husk varies, however, according to the Tukey test ($p < 0.05$) there was no significant difference for the SiO₂ content test.

Table 1. Average content of SiO₂ in the rice husk ash obtained.

Sample	Silicon Oxide %
1	78.70
2	80.47
3	79.89
4	78.39
5	78.53
6	78.51
Average	79.08

B. Compression Test

The results obtained in the compression test showed that the percentage of calcined rice husk ash addition affected the strength of the brick, showing that the higher the ash concentration, the lower the compressive strength (MPa). On the other hand, in the Tukey test ($p < 0.05$), it was shown that there was a significant difference between the treatments under study in order to compare the compressive strength of the bricks; however, the control (standard brick) and the

Tto 5% showed to be statistically similar with average values of compressive strength of 24 Mpa. On the other hand, the Tto 10% and Tto 15% treatments showed the lowest resistance values with 23.0 and 22.4 MPa, respectively. However, the values obtained for the treatments exceeded the minimum compressive strength values established by the NTP 399.601 for type 17 bricks, which is 14 MPa.

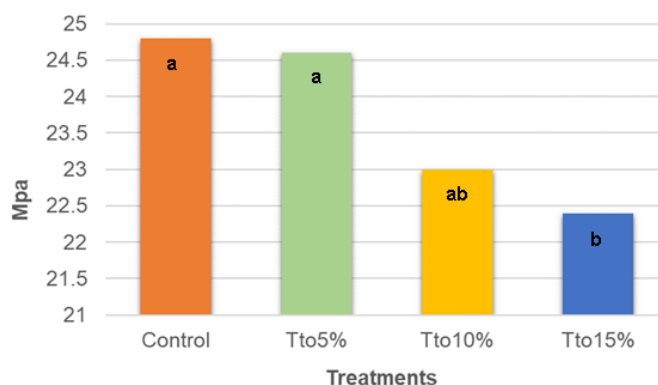


Fig. 1. Compressive strength (MPa) applied to the treatments under study.

C. Absorption

The results of the absorption test showed that the percentage of calcined rice husk ash concentration did have an effect on the absorption capacity of the treatments under study, in that sense, to compare the average percentages of the absorption capacity, the Tukey test ($p < 0.05$) showed that among the treatments under study there was a significant difference, being the Tto 5% the treatment that showed the lowest percentage of absorption with 5.24%, followed by the Tto 15% treatment with 5.36%, compared to the control (standard brick) which showed 6.22%, also, both treatments proved to be statistically similar. On the other hand the Tto 10% treatment showed the highest percentage of absorption with 6.66%, it should be noted that the absorption values obtained were below those established in the NTP for type 17 bricks, which is 10%.

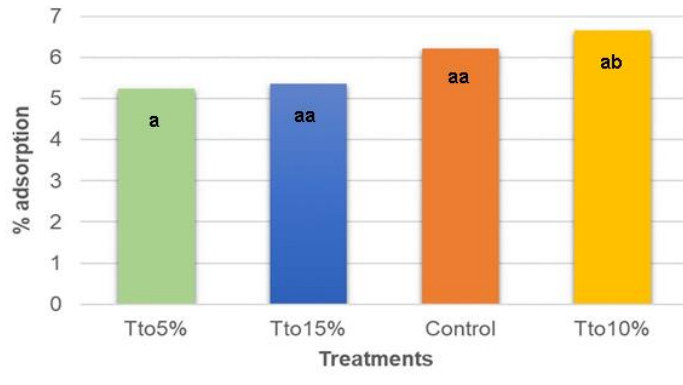


Fig. 2. Absorption capacity (%) of the treatments under study.

D. Warpage

1) Upper Side. The results obtained from the measurement made on the upper face of the bricks according to the concentrations of rice husk ash to determine its concavity and convexity, showed that the control had the lowest level of concavity with an average of 0.085 mm, however, the level of convexity had the highest value with 0.054 mm compared to the other treatments. On the other hand, the treatments (5%, 10% and 15%) according to Tukey's test ($p < 0.05$) in both measurements showed statistically similar values with an average of 0.116 mm and 0.110 mm for concavity, and 0.028 mm and 0.012 mm for convexity, respectively.

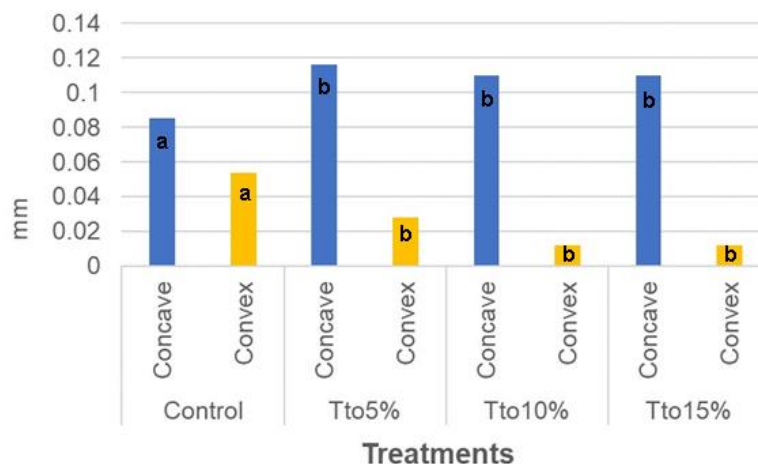


Fig. 3. Measurement in mm of the warpage test on the upper side of the treatments under study.

2) Lower Side. The results obtained from the measurement of the warpage on the lower side of the bricks showed that the control presented the lowest average values compared to the other treatments under study, with 0.00 mm and 0.03 mm for concave and convex, respectively. On the other hand, the Tukey test ($p < 0.05$) in both measurements showed that between treatments (5%, 10% and 15%) there was a statistically significant difference in the measurement of convex warpage, but they were similar in the measurement of concavity. The values for the treatments were 0.018 mm and 0.026 mm for concavity and 0.059 mm and 0.042 mm for convexity, respectively.

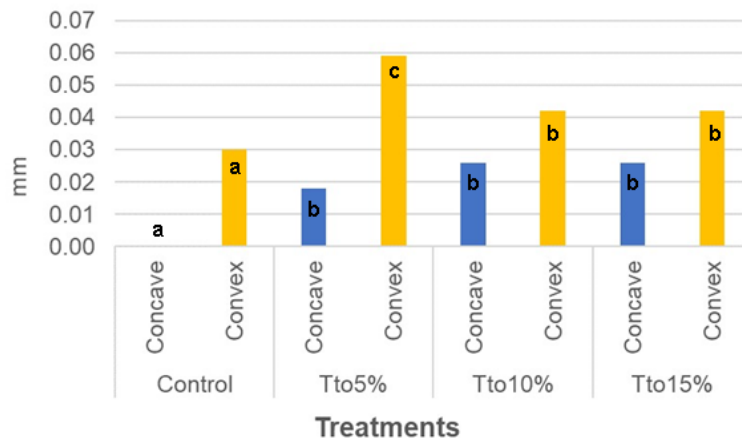


Fig. 4. Measurement in mm of the warpage test on the lower side of the treatments under study.

IV. DISCUSSION

When performing the procedures on the bricks obtained with the different concentrations of calcined rice husk addition and comparing it with the commercial control and the analysis of the results obtained, we can observe that the incorporation of different concentrations of calcined rice husk ash at the time of manufacturing the bricks offers certain characteristics such as the reduction in its absorption capacity, which were significantly different compared to the control. However, in the compression test, the incorporation of the husk did not generate any benefit, on the contrary, it was observed that, the higher the concentration, the higher the compression capacity of the brick was affected; however, in both tests the values

obtained were above the optimum values established by the NTP, such as the minimum compression value of 14 MPa and the maximum value of 10% water absorption, also demonstrating a good pozzolanic reactivity of the ash obtained for the production of cement bricks.

In this sense, the data obtained in the tests are corroborated by [6] who mention that the addition of rice husk ash in the composition of bricks has the effect of decreasing the compressive strength by affecting its density, therefore, the best composition is 2% rice husk ash by weight, since better values of compressive load and percentage of water absorption are obtained. Likewise, [7] express that when evaluating the effect of rice husk in different construction sectors, it is reported that its addition in 10% to 20% improves the engineering properties of construction products. Similarly, [5] refer that the fiber content affects the physical and mechanical properties of bricks. Thus, [9] also mention that the compressive strength due to the effect of the filler is 58.56 - 94.6% lower compared to the pozzolanic effect of rice husk ash for 10% - 25% substitution of cement, further demonstrating that 15% substitution showed the maximum compressive strength due to its pozzolanic effect. Also, the brick with 10% and 20% substitution showed a dense and homogeneous microstructure. The concentrations of rice husk ash showed to have an effect on the concavity and convexity of the bricks, both on the upper and lower faces, observing a statistical difference between the treatments (5%, 10% and 15%) versus the control, as shown by the results of the warpage tests.

V. CONCLUSIONS

The different tests and trials carried out on the concrete bricks manufactured with different levels of rice husk ash aggregate with an average concentration of 79.08% of SiO₂ showed that the 5% aggregate treatment was the one that yielded the best values in the compression tests per masonry unit with 24.6 MPa, in the percentage of adsorption capacity with 5.24% in relation to the control (standard brick), and the values established in NTP 399.601 for type 17 concrete bricks for compression and absorption parameters.

AUTHORS' CONTRIBUTIONS

Elver Sánchez-Vásquez: supervision, research, experimental design, writing – original draft.

Jorge-Luis Leiva-Piedra: methodology, writing – original draft, experimental design.

Cesar-Augusto Monteza-Arbulú: experimental design, data curation, validation, writing - review and editing.

FUNDING

This article is the result of the research project entitled "Partial substitution of the binder material during mortar by rice husk ash in the manufacture of bricks", a project selected from the call for R+D+i projects - UTP 2019. We are grateful to the Universidad Tecnológica del Perú for the economic and infrastructure support, as well as the time of its research professors.

REFERENCES

- [1] K. Anastasiades, J. Goffin, M. Rinke, M. Buyle, A. Audenaert, J. Blom, "Standardisation: An essential enabler for the circular reuse of construction components? A trajectory for a cleaner European construction industry," *Journal of Cleaner Production*, vol. 298, pp. 126-864, 2021. <https://doi.org/10.1016/j.jclepro.2021.126864>
- [2] S. N. Mahdi, D. V. Babu R, A. Shashishankar, A. Arunraj, "Influence of brick industrial rice husk ash on properties of ambient cured geopolymer mortar matrix," *Materials Today: Proceedings*, vol. 43, pp. 1160-1166, 2021. <https://doi.org/10.1016/j.matpr.2020.08.609>
- [3] V. Jittin, A. Bahurudeen, S. D. Ajinkya, "Utilisation of rice husk ash for cleaner production of different construction products," *Journal of Cleaner Production*, vol. 263, pp. 121-578, 2020. <https://doi.org/10.1016/j.jclepro.2020.121578>
- [4] D. Eliche-Quesada, M. A. Felipe-Sesé, J. A. López-Pérez, A. Infantes-Molina, "Characterization and evaluation of rice husk ash and wood ash in sustainable clay matrix bricks," *Ceramics International*, vol. 43, no. 1, pp. 463-475, 2017. <https://doi.org/10.1016/j.ceramint.2016.09.181>
- [5] Md. A. Noaman, Md. R. Karim, Md. N. Islam, "Comparative study of pozzolanic and filler effect of rice husk ash on the mechanical properties and microstructure of brick aggregate concrete," *Heliyon*, vol. 5, no. 6, e01926, 2019. <https://doi.org/10.1016/j.heliyon.2019.e01926>
- [6] M. De Wit, J. Hoogzaad, S. Ramkumar, H. Friedl, *The Circularity Gap Report: Our World is only 9% Circular - Circle Economy*, 2018. <https://www.circle-economy.com/news/the-circularity-gap-report-our-world-is-only-9-circular#.W09Rh9IzZPY>

- [7] K. Kaur, J. Singh, M. Kaur, "Compressive strength of rice husk ash based geopolymer: The effect of alkaline activator," *Construction and Building Materials*, vol. 169, pp. 188-192, 2018. <https://doi.org/10.1016/j.conbuildmat.2018.02.200>
- [8] A. C. Abdullah, C. C. Lee, "Effect of Treatments on Properties of Cement-fiber Bricks Utilizing Rice Husk, Corncob and Coconut Coir," *Procedia Engineering*, vol. 180, pp. 1266-1273, 2017. <https://doi.org/10.1016/j.proeng.2017.04.288>
- [9] J. Sutas, A. Mana, L. Pitak, "Effect of Rice Husk and Rice Husk Ash to Properties of Bricks," *Procedia Engineering*, vol. 32, pp. 1061-1067, 2012. <https://doi.org/10.1016/j.proeng.2012.02.055>
- [10] G. Athira, A. Bahurudeen, S. Appari, "Sustainable alternatives to carbon intensive paddy field burning in India: A framework for cleaner production in agriculture, energy, and construction industries," *Journal of Cleaner Production*, vol. 236, pp. 117-598, 2019. <https://doi.org/10.1016/j.jclepro.2019.07.073>
- [11] V. Swathi, S. S. Asadi, "An influence of pozzolanic materials with hybrid fibers on structural performance of concrete: A review," *Materials Today: Proceedings*, vol. 43, pp. 1956-1959, 2020. <https://doi.org/10.1016/j.matpr.2020.11.260>
- [12] V. Vishwakarma, D. Ramachandran, N. Anbarasan, A. M. Rabel, "Studies of rice husk ash nanoparticles on the mechanical and microstructural properties of the concrete," *Materials Today: Proceedings*, vol. 3, pp. 1999-2007, 2016. <https://doi.org/10.1016/j.matpr.2016.04.102>
- [13] K. Y. Foong, U. J. Alengaram, M. Z. Jumaat, K. H. Mo, "Enhancement of the mechanical properties of lightweight oil palm shell concrete using rice husk ash and manufactured sand," *Journal of Zhejiang University-Science A*, vol. 16, no. 1, pp. 59-69, 2015. <https://doi.org/10.1631/jzus.A1400175>
- [14] J. H. Aquino Rocha, M. Herrera Rosas, N. G. Cayo Chileno, G. S. Cachaca Tapia, "Physical-mechanical assessment for soil-cement blocks including rice husk ash," *Case Studies in Construction Materials*, vol. 14, e00548, 2021. <https://doi.org/10.1016/j.cscm.2021.e00548>
- [15] Ministerio de Desarrollo Agrario y Riego, "El Agro en Cifras," *Boletín Mensual*, 2020
- [16] D. Chopra, R. Siddique, Kunal, "Strength, permeability and microstructure of self-compacting concrete containing rice husk ash," *Biosystems Engineering*, vol. 130, pp. 72-80, 2015. <https://doi.org/10.1016/j.biosystemseng.2014.12.005>
- [17] I. Said, B. Khan, O. Inderyas, M. A. Rahman, S. Ahmed, "Utilization of rice husk ash as a pozzolan in self compacting concrete," *International Journal of Civil Engineering and Technology*, vol. 8, n^o. 1, pp. 11, 2017
- [18] A. Siddika, Md. A. A. Mamun, R. Alyousef, H. Mohammadhosseini, "State-of-the-art-review on rice husk ash: A supplementary cementitious material in concrete," *Journal of King Saud University - Engineering Sciences*, vol. 33, no. 5, pp. 294-307, 2021. <https://doi.org/10.1016/j.jksues.2020.10.006>
- [19] A. B. Srinivasreddy, T. J. McCarthy, E. Lume, "Effect of rice husk ash on workability and strength of concrete," *Engineering Commons, and the Science and Technology Studies Commons*, vol. 1, no. 1, pp. 12, 2013
- [20] P. V. Rambabu, K. Sudeepa, G. V. Ramarao, "Characteristics study on different types of cement mortars replaced with RHA as an admixture," *International Journal of Applied Research*, vol. 2, no. 6, pp. 476-480, 2016
- [21] INACAL, *Norma Técnica Peruana -399601. Unidades de albañilería. Ladrillos de concreto*, 2015